



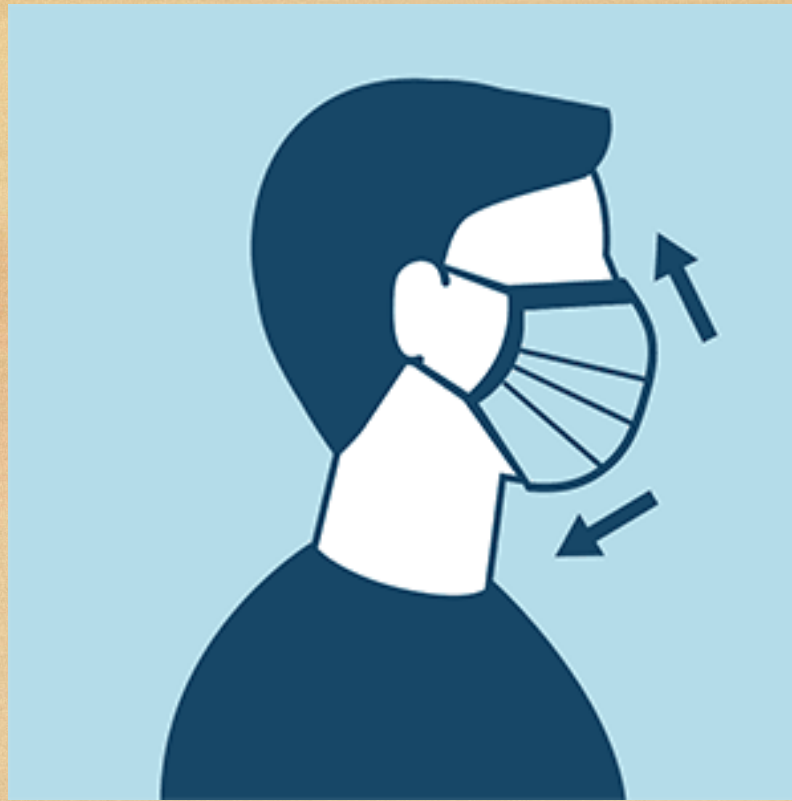
# Sussex County Engineering Department

## Proposed Briarwood Estates Expansion of the Sussex County Unified Sanitary Sewer District (West Rehoboth Area)

### Public Hearing


Conley's United Methodist Church  
Jolyns Way Lewes DE  
December 11, 2020 @ 5:30 PM



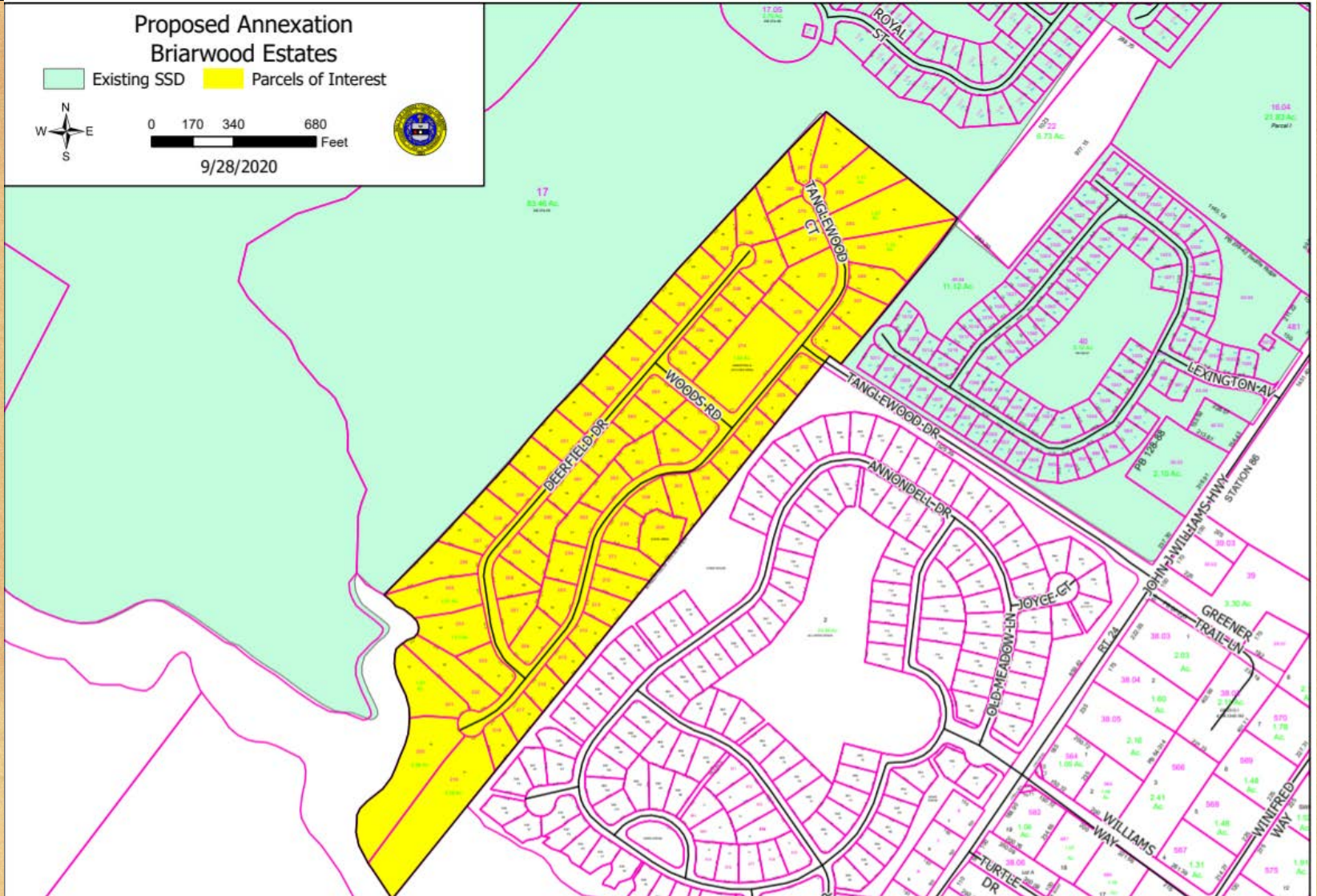


MASKS MUST BE WORN  
AT ALL TIMES  
WHILE INSIDE THE FACILITY






# Proposed Boundary








## Project Background/Information

1. The Engineering Department received a request to make a presentation to the Briarwood Estates Homeowners Association.
2. After that presentation we were asked to develop a polling letter to be distributed to all property owners in the community.
3. The first letter sent in May of 2019 did not produce enough responses for the department to move forward.
4. A second letter sent in October of 2019 was distributed to those who did not respond to the first mailing.
5. After the second mailing we have a total of 48 out of the possible 72 parcels (66%)
6. Those received were 37 in support of sewer and 11 opposed.
7. The Department presented the results to County Council on October 20, 2020 for permission to prepare and post notices for a public hearing, County Council approved the motion.
8. As part of the sewer concept planning and construction drawing review for the Saddle Ridge project sewer was extended to the ROW of the Briarwood Estates entrance road in order to provide a future connection.





## Estimated Rates

### Current Annual Service Charge:

\$292.00/year per EDU (Equivalent Dwelling Unit); billed quarterly to connected customers (subject to change during the annual budget process).

### Annual EDU based Sewer Assessment Charge:

\$800.00 (fixed for the term of the financing)

### System Connection Charge (SCC):

**\$0.00** for existing homes the one-time SCC fee will be included in the financing. Any future connection will be charged the SCC fee in effect at that time.

### Estimated Annual Charge:


\$292.00 (service charge) + \$800.00 (EDU) = **\$1092.00\*\***

### Estimated Connection Expense:

Plumbing costs between \$2,000-\$2,500 based on complexity and \$100.00 Permit Fee to Sussex County.

\*\* Based on federal recommendations that the total annual charge not to exceed 1.5% of Median Household Income (MHI) as reported in the latest available Sussex County wide Census Data.





# Questions / Comments