



Sussex County Council Public/Media Packet

**MEETING:
September 10, 2019**

****DISCLAIMER****

This product is provided by Sussex County government as a courtesy to the general public. Items contained within are for background purposes only, and are presented 'as is'. Materials included are subject to additions, deletion or other changes prior to the County Council meeting for which the package is prepared.

**Sussex County Council
2 The Circle | PO Box 589
Georgetown, DE 19947
(302) 855-7743**

COUNTY COUNCIL

MICHAEL H. VINCENT, PRESIDENT
IRWIN G. BURTON III, VICE PRESIDENT
DOUGLAS B. HUDSON
JOHN L. RIELEY
SAMUEL R. WILSON JR.



Sussex County

DELAWARE
sussexcountyde.gov
(302) 855-7743 T
(302) 855-7749 F

SUSSEX COUNTY COUNCIL

A G E N D A

SEPTEMBER 10, 2019

10:00 A.M.

Call to Order

Approval of Agenda

Approval of Minutes

Reading of Correspondence

Public Comments

Todd Lawson, County Administrator

1. Buffers and Wetlands Working Group Update & Discussion
2. Administrator's Report

Gina Jennings, Finance Director

1. Quarterly Pension Update and Additional Contribution Recommendation
2. Delaware Transit Reimbursement Program Request

Michael Costello, Government Affairs Manager

1. Keep DE Litter Free – Employee Participation

Hans Medlarz, County Engineer

1. Western Sussex Transmission Facilities, Contract 2, PACT One, LLC, Market Street Gravity Sewer Project
 - A. Change Order No. 1



2. Artesian

- A. Biosolids Handling Agreement – Inland Bays Biosolids Facility**
- B. 2016 Bulk Wastewater Services Agreement – Amendment 2**

Grant Requests

- 1. Nanticoke River Arts Council for operating expenses**
- 2. Little League Baseball for the Rehoboth Beach Little League’s annual operations**
- 3. City of Seaford for the Police Department’s *Seaford Goes Purple* event**
- 4. Race4Warriors to support the educational aspect of the Race4Warriors event**
- 5. Contractors for a Cause Foundation, Inc., to renovate public park facilities in Selbyville**

Introduction of Proposed Zoning Ordinances

Council Members’ Comments

Recess

At 12:00 p.m., the Sussex County Council will host and attend a luncheon at the Sussex County Association of REALTORS® office at 23407 Park Avenue, Georgetown, Delaware, for general discussions with the Board of Adjustment Members and Planning and Zoning Commission Members.

A quorum of Members of the County Council, Board of Adjustment, and Planning and Zoning Commission may be present resulting in a meeting of the Members of each body, as defined by 29 Del. C. §10002.

Recess

At 2:00 p.m., the Sussex County Council will host and attend a Fair Housing Training Seminar at the same location. The Board of Adjustment Members and Planning and Zoning Commission Members may also be in attendance.

A quorum of Members of the County Council, Board of Adjustment, and Planning and Zoning Commission may be present resulting in a meeting of the Members of each body, as defined by 29 Del. C. §10002. The Fair Housing Training Seminar Agenda is below.

Todd Lawson, County Administrator

- 1. Fair Housing Training and Discussion Facilitated by Enterprise Community Partners**
- 2. Open Discussion between the Fair Housing Trainer, County Council, County Administrator, County Attorney(s), Board of Adjustment Members, Planning and Zoning Commission Members, and County Staff**

Adjourn

In accordance with 29 Del. C. §10004(e)(2), this Agenda was posted on September 3, 2019 at 4:45 p.m. and at least seven (7) days in advance of the meeting.

This Agenda was prepared by the County Administrator and is subject to change to include the addition or deletion of items, including Executive Sessions, which arise at the time of the Meeting.

Agenda items listed may be considered out of sequence.

The regular Sussex County Council meetings can be monitored on the internet at www.sussexcountvde.gov. The luncheon and Fair Housing Training Seminar will not be broadcast live.

#

SUSSEX COUNTY COUNCIL - GEORGETOWN, DELAWARE, AUGUST 20, 2019

A regularly scheduled meeting of the Sussex County Council was held on Tuesday, August 20, 2019, at 10:00 a.m., in the Council Chambers, Sussex County Administrative Office Building, Georgetown, Delaware, with the following present:

Michael H. Vincent	President
Irwin G. Burton III	Vice President
Douglas B. Hudson	Councilman
John L. Rieley	Councilman
Samuel R. Wilson Jr.	Councilman
Todd F. Lawson	County Administrator
Gina A. Jennings	Finance Director
J. Everett Moore, Jr.	County Attorney

The Invocation and Pledge of Allegiance were led by Mr. Vincent.

**Call to
Order**

Mr. Vincent called the meeting to order.

**M 419 19
Amend
and
Approve
Agenda**

A Motion was made by Mr. Burton, seconded by Mr. Wilson, to amend the Agenda by deleting "Introduction of Proposed Zoning Ordinances" and to approve the Agenda, as amended.

Motion Adopted: 5 Yeas.

Vote by Roll Call: Mr. Hudson, Yea; Mr. Rieley, Yea;
Mr. Wilson, Yea; Mr. Burton, Yea;
Mr. Vincent, Yea

Minutes

The minutes of August 13, 2019 were approved by consent.

**Public
Comments**

A public comment period was held and the following spoke: Adele Jones (Optimist Club of Sussex County), Joe Ashton, Paul Reiger, and Dan Kramer.

**Public
Hearing/
Proposed
Ordinance
Relating to
Chapter 110
Service
Charges**

A Public Hearing was held on the Proposed Ordinance entitled "AN ORDINANCE TO AMEND THE CODE OF SUSSEX COUNTY, CHAPTER 110, ARTICLE XIII, SECTION 110-88, SUBSECTIONS D AND H THEREOF, RELATING TO THE ESTABLISHMENT OF ANNUAL SERVICE CHARGES; DETERMINATION OF AMOUNT OF CHARGE".

Hans Medlarz, County Engineer, presented the Proposed Ordinance. He reported that Section 110-88D of the County Code attributes Equivalent Dwelling Units (EDUs) to certain types of establishments. Mr. Medlarz stated that the Code does not identify certain medical and healthcare

**Public
Hearing/
Proposed
Ordinance
Relating to
Chapter 110
Service
Charges
(continued)**

establishments and should be amended to include certain types of uses that previously were not specifically identified, i.e. emergency centers and special treatment centers, hospitals, nursing homes, assisted living, rehabilitation and detox facilities and halfway houses, and service stations with bays and car dealerships with or without service bays and funeral homes.

There were no public comments.

The public record and Public Hearing were closed.

**M 420 19
Adopt
Ordinance
No. 2677**

A Motion was made by Mr. Burton, seconded by Mr. Rieley, to Adopt Ordinance No. 2677 entitled “AN ORDINANCE TO AMEND THE CODE OF SUSSEX COUNTY, CHAPTER 110, ARTICLE XIII, SECTION 110-88, SUBSECTIONS D AND H THEREOF, RELATING TO THE ESTABLISHMENT OF ANNUAL SERVICE CHARGES; DETERMINATION OF AMOUNT OF CHARGE”.

Motion Adopted: 5 Yeas.

Vote by Roll Call: Mr. Hudson, Yea; Mr. Rieley, Yea;
Mr. Wilson, Yea; Mr. Burton, Yea;
Mr. Vincent, Yea

**Recognition
of Loran
George**

The Council recognized Loran George, Facility District Manager – Environmental Services, for 30 years of service to Sussex County.

**Adminis-
trator’s
Report**

Mr. Lawson read the following information in his Administrator’s Report:

1. Certificate of Achievement for Excellence in Financial Reporting

I am pleased to announce that the Government Finance Officers Association of the United States and Canada has awarded Sussex County its Certificate of Achievement for Excellence in Financial Reporting for the 2018 Comprehensive Annual Financial Report (CAFR). This is the 17th consecutive year that the County has received this prestigious award acknowledging the financial report. The award is among the highest forms of recognition for governmental accounting and financial reporting.

Congratulations to Gina Jennings, Finance Director/Chief Operating Officer, Kathy Roth, Deputy Finance Director, and the accounting staff for their efforts in achieving this award.

2. Council Meeting and Holiday Schedule

Council will not meet on August 27th or September 3rd. The next regularly scheduled Council meeting will be held on Tuesday, September 10th. In addition, County offices will be closed Monday,

(continued) September 2nd, for the Labor Day holiday.

**EMS
Medic
Station 111
Lease/
Cheer, Inc.** **Robert Schoonover, EMS Manager of Logistics, presented a proposed Lease Agreement between Cheer, Inc. and Sussex County for an EMS Station at the Milton Cheer Center (Medic 111). The lease is for a one-year period with two one-year renewals. The monthly lease fee is \$100.00 which includes all utilities and internet access.**

**M 421 19
Approve
Lease
Agreement
for EMS
Medic
Station 111
with
Cheer, Inc.** **A Motion was made by Mr. Burton, seconded by Mr. Hudson, that the Sussex County Council approves a new Lease Agreement for Milton, Delaware, EMS Medic Station 111, between Sussex County and Cheer, Inc. for a period of one year, from October 1, 2019 to September 30, 2020 with two, one-year renewal periods, as per the terms and conditions of the lease.**

Motion Adopted: 5 Yeas.

**Vote by Roll Call: Mr. Hudson, Yea; Mr. Rieley, Yea;
Mr. Wilson, Yea; Mr. Burton, Yea;
Mr. Vincent, Yea**

**Proposed
Ordinance
Relating to
Adminis-
trative
Approval
Processes
for
Garage/
Studio
Apartments
and Manu-
factured
Home-Type
Structures
in an
Emergency
or Hardship
Situation** **Janelle Cornwell, Planning and Zoning Director, presented a Proposed Ordinance for discussion and possible introduction entitled “AN ORDINANCE TO AMEND THE CODE OF SUSSEX COUNTY, CHAPTER 115, ARTICLES IV, V, VI, VII, VIII, IX, X, XA, XB, XI, XIA, XIB, XIC, XID, XIE, XIF, XII, XIII, XIV, XV AND XXVII BY AMENDING SECTIONS 115-20, 115-23, 115-29, 115-32, 115-40 115-48, 115-53, 115-56, 115-64, 115-69, 115-72, 115-75.2, 115-75.4, 115-75.9, 115-75.11, 115-80, 115-83.6, 115-83.11, 115-83.13, 115-83.18, 115-83.20, 115-83.26, 115-83.28, 115-83.33, 115-83.35, 115-83.40, 115-83.42, 115-88, 115-94, 115-97, 115-105, 115-114, 115-210 AND TABLE IV TO ESTABLISH ADMINISTRATIVE APPROVAL PROCESSES FOR THE USE OF A MANUFACTURED HOME-TYPE STRUCTURE FOR A BUSINESS, COMMERCIAL OR INDUSTRIAL USE, FOR GARAGE/STUDIO APARTMENTS AND MANUFACTURED HOME-TYPE STRUCTURES IN AN EMERGENCY OR HARDSHIP SITUATION”. Ms. Cornwell stated that the Proposed Ordinance will allow for certain items to go through an administrative process that currently require a Special Use Exception from the Board of Adjustment: garage/studio apartments, manufactured home-type structures for an emergency/medical hardship and manufactured home-type structures used as an office.**

**Introduction
of Proposed
Ordinance** **Mr. Burton introduced the Proposed Ordinance entitled “AN ORDINANCE TO AMEND THE CODE OF SUSSEX COUNTY, CHAPTER 115, ARTICLES IV, V, VI, VII, VIII, IX, X, XA, XB, XI, XIA, XIB, XIC, XID, XIE, XIF, XII, XIII, XIV, XV AND XXVII BY AMENDING SECTIONS 115-20, 115-23, 115-29, 115-32, 115-40 115-48, 115-53, 115-56, 115-64, 115-69, 115-72, 115-75.2, 115-75.4, 115-75.9, 115-75.11, 115-80, 115-83.6, 115-83.11, 115-83.13, 115-83.18, 115-83.20, 115-83.26, 115-83.28, 115-83.33, 115-83.35, 115-83.40, 115-83.42, 115-88, 115-94,**

Introduction of Proposed Ordinance (continued) **115-97, 115-105, 115-114, 115-210 AND TABLE IV TO ESTABLISH ADMINISTRATIVE APPROVAL PROCESSES FOR THE USE OF A MANUFACTURED HOME-TYPE STRUCTURE FOR A BUSINESS, COMMERCIAL OR INDUSTRIAL USE, FOR GARAGE/STUDIO APARTMENTS AND MANUFACTURED HOME-TYPE STRUCTURES IN AN EMERGENCY OR HARDSHIP SITUATION”.**

The Proposed Ordinance will be advertised for Public Hearing.

FY 2019

General Labor and Equipment Contract C/O

Hans Medlarz, County Engineer, presented a Balancing Change Order for the FY 2019 General Labor and Equipment Contract, Project No. 19-01. Balancing Change Order No. 3, in the amount of \$164,588.09, will finalize all balances for FY 19 projects and adjustments for the SR 1-A project.

**M 422 19
Approve
C/O No. 3/
FY 2019/
General Labor and Equipment Contract**

A Motion was made by Mr. Burton, seconded by Mr. Hudson, based upon the recommendation of the Sussex County Engineering Department, that Balancing Change Order No. 3 to the FY 19 portion of Contract 19-01, General Labor and Equipment, in the amount of \$164,588.09, be approved for the final close-out of FY 19 project balances.

Motion Adopted: 5 Yeas.

**Vote by Roll Call: Mr. Hudson, Yea; Mr. Rieley, Yea;
Mr. Wilson, Yea; Mr. Burton, Yea;
Mr. Vincent, Yea**

**Project Update/
EMS 200/
Medic 110
Station/
Project
C19-08**

Hans Medlarz, County Engineer, reported on the EMS 200/Medic 110 Station Project (Project C19-08). Mr. Medlarz reported that the development of the new station required professional services and, after a publicly advertised Request For Proposals process, Council awarded on July 17, 2018, the EMS Department’s Architectural Consulting Services base contract to George, Mils and Buhr, Inc. for a five (5) year term. The first two task orders covered the North Seaford Medic Station 110 with a budget up to \$150,000. The intent was to match the Rehoboth/Lewes station design; however, the State’s fire prevention code has changed now requiring a fire suppression sprinkler system in the building. By the end of May 2019, all permits were in hand and in June, a building permit was issued. In addition, the County received DNREC approval to use an onsite septic system until the Western Sussex Sewer Service is available. In June 2019, the project was bid and in July 2019, four (4) bids were received. The station cost was significantly higher than the last station built mostly due to the on-site fire suppression system and the DelDOT entrance/site improvements. Mr. Medlarz reported that the EMS and Engineering Departments reached out to the City of Seaford to discuss the possibility of accelerating the extension of public water service to the site and that the availability of public water, in conjunction with some value engineering design modifications, could result in a better overall project with significantly less maintenance responsibility by the County. Mr. Medlarz stated that the EMS and Engineering Departments recommend rejection of

- Project Update (continued)** all bids and authorization to rebid with a modified scope as well as approval of Architectural Task Order No. 3 for GMB to cover rebidding, Contract Administration and Inspection Services not to exceed \$104,400.00. Additionally, the Departments are requesting authorization to enter into negotiations with the City of Seaford regarding public water service to be presented to both elected bodies for review and approval.
- M 423 19 Reject and Rebid Project/ Contract C19-08/ EMS 200/ Medic 110 Station** A Motion was made by Mr. Burton, seconded by Mr. Rieley, based upon the recommendation of the Sussex County Engineering Department, that all bids for Contract C19-08, EMS 200 / Medic 110 Station, be rejected and that the Contract be re-bid.
- Motion Adopted:** 5 Yeas.
- Vote by Roll Call:** Mr. Hudson, Yea; Mr. Rieley, Yea; Mr. Wilson, Yea; Mr. Burton, Yea; Mr. Vincent, Yea
- M 424 19 Authorize Negotiations with City of Seaford/ Water Service for Paramedic Station** A Motion was made by Mr. Burton, seconded by Mr. Rieley, based upon the recommendation of the Sussex County Engineering Department, that the Sussex County Council authorizes negotiations with the City of Seaford regarding public water service to the Paramedic Station, with final approval by the Sussex County Council.
- Motion Adopted:** 5 Yeas.
- Vote by Roll Call:** Mr. Hudson, Yea; Mr. Rieley, Yea; Mr. Wilson, Yea; Mr. Burton, Yea; Mr. Vincent, Yea
- M 425 19 Approve Task Order to the Architectural Services Contract with GMB** A Motion was made by Mr. Burton, seconded by Mr. Wilson, based upon the recommendation of the Sussex County Engineering Department, that Task Order No. 3 to the Architectural Services Contract with George, Miles & Buhr be approved in the amount not to exceed \$104,400.00 for Contract Administration and Inspection Services and re-bidding efforts associated with EMS 200 / Medic 110 Station, Contract 19-08.
- Motion Adopted:** 5 Yeas.
- Vote by Roll Call:** Mr. Hudson, Yea; Mr. Rieley, Yea; Mr. Wilson, Yea; Mr. Burton, Yea; Mr. Vincent, Yea
- Infra-structure Use Agreement** John Ashman, Director of Utility Planning, presented a proposed Use of Existing Infrastructure Agreement with Stafford Street Capital, LLC for the Sunset Glen project in the West Rehoboth Area.
- M 426 19** A Motion was made by Mr. Burton, seconded by Mr. Wilson, based upon the recommendation of the Sussex County Engineering Department, that

M 426 19 **the Sussex County Council approves the Use of Existing Infrastructure**
Approve **Agreement between Sussex County and Stafford Street Capital, LLC for a**
Use of **capacity allocation in the Regional Transmission System, as presented.**
Existing

Infra **Motion Adopted: 5 Yeas.**
structure

Agreement/ **Vote by Roll Call: Mr. Hudson, Yea; Mr. Rieley, Yea;**
Sunset Glen **Mr. Wilson, Yea; Mr. Burton, Yea;**
(continued) **Mr. Vincent, Yea**

Old **Under Old Business, Mr. Moore reported on the record remaining open on**
Business/ **the Proposed Ordinance entitled “AN ORDINANCE TO AMEND THE**
CZ 1882 **COMPREHENSIVE ZONING MAP OF SUSSEX COUNTY FROM AN**
 AR-1 AGRICULTURAL RESIDENTIAL DISTRICT AND C-2 MEDIUM
 COMMERCIAL DISTRICT TO A HR-1 HIGH-DENSITY
 RESIDENTIAL DISTRICT – RESIDENTIAL PLANNED COMMUNITY
 FOR A CERTAIN PARCEL OF LAND LYING AND BEING IN LEWES
 AND REHOBOTH HUNDRED, SUSSEX COUNTY, CONTAINING 15.2
 ACRES, MORE OR LESS” (Change of Zone No. 1882) filed on behalf of
 Nassau DE Acquisition Co., LLC.

Mr. Moore stated that, at the end of the Public Hearing on July 23, 2019, action was deferred and the record was left open for fifteen days for Council members to ask questions of staff and State agencies (in writing); that fifteen (15) day period has passed. Thereafter, a question arose as to whether or not the answers should come in during that same fifteen (15) day period. Mr. Moore noted that, since questions are being submitted to outside agencies, responses would not come back in that period of time. Mr. Moore also noted that this application has had a great deal of public interest and is a large project; therefore, Council wants to make sure that everyone knows what the process is. Mr. Moore proposed that the Council reopen the public record (not the Public Hearing) for strictly the purpose of determining what time period the record is to be left open for receipt of the responses to the questions and for the public to review the answers received. It was noted that all of the answers have been received with the exception of one; since they were received after the 15 day period passed, Mr. Moore has asked that they be held and not distributed until the record is reopened.

M 427 19 **A Motion was made by Mr. Burton, seconded by Mr. Hudson, to reopen the**
Reopen **record, not the Public Hearing, on Change of Zone No. 1882 filed on behalf**
Record/ **of Nassau DE Acquisition, LLC, for the limited purpose of clarifying and**
CZ 1882 **establishing the length of time that the record is to be left open.**

Motion Adopted: 5 Yeas.

Vote by Roll Call: Mr. Hudson, Yea; Mr. Rieley, Yea;
 Mr. Wilson, Yea; Mr. Burton, Yea;
 Mr. Vincent, Yea

**Reopening of Record/
CZ 1882** It was noted that the questions are currently available for public access as they were received while the public record was open. The questions are available in the Planning and Zoning Office; the questions may also be requested by email. The responses received will be available and made public once the record has been officially reopened by the Council. Thereafter, per policy, the Applicant and members of the public will have five days to respond to the questions and answers (in writing).

It was further noted that the reopening of the record shall be advertised.

**M 428 19
Go Into
Executive
Session** At 11:07 a.m., a Motion was made by Mr. Hudson, seconded by Mr. Burton, to recess the Regular Session and go into Executive Session to discuss matters relating to personnel, pending litigation, and land acquisition.

Motion Adopted: 5 Yeas.

Vote by Roll Call: Mr. Hudson, Yea; Mr. Rieley, Yea;
Mr. Wilson, Yea; Mr. Burton, Yea;
Mr. Vincent, Yea

**Executive
Session** At 11:10 a.m., an Executive Session of the Sussex County Council was held in the Basement Caucus Room for the purpose of discussing matters relating to personnel, pending litigation, and land acquisition. The Executive Session concluded at 12:07 p.m.

**M 429 19
Reconvene
Regular
Session** At 12:09 p.m., a Motion was made by Mr. Hudson, seconded by Mr. Burton, to come out of Executive Session and to reconvene the Regular Session.

Motion Adopted: 3 Yeas, 2 Absent.

Vote by Roll Call: Mr. Hudson, Yea; Mr. Rieley, Absent;
Mr. Wilson, Absent; Mr. Burton, Yea;
Mr. Vincent, Yea

E/S Action There was no action on Executive Session matters.

**M 430 19
Recess** At 12:10 p.m., a Motion was made by Mr. Hudson, seconded by Mr. Burton, to recess until 1:30 p.m.

Motion Adopted: 3 Yeas, 2 Absent.

Vote by Roll Call: Mr. Hudson, Yea; Mr. Rieley, Absent;
Mr. Wilson, Absent; Mr. Burton, Yea;
Mr. Vincent, Yea

**M 431 19
Reconvene** At 1:33 p.m., a Motion was made by Mr. Burton, seconded by Mr. Hudson, to reconvene.

**M 431 19
(continued)**

Motion Adopted: 4 Yeas, 1 Absent.

**Vote by Roll Call: Mr. Hudson, Yea; Mr. Rieley, Yea;
Mr. Wilson, Absent; Mr. Burton, Yea;
Mr. Vincent, Yea**

Rules

Mr. Moore read the rules of procedure for zoning hearings.

Mr. Wilson joined the meeting.

**Public
Hearing/
CZ 1885**

A Public Hearing was held on the Proposed Ordinance entitled “AN ORDINANCE TO AMEND THE COMPREHENSIVE ZONING MAP OF SUSSEX COUNTY FROM AN AR-1 AGRICULTURAL RESIDENTIAL DISTRICT TO A C-3 HEAVY COMMERCIAL DISTRICT FOR A CERTAIN PARCEL OF LAND LYING AND BEING IN BALTIMORE HUNDRED, SUSSEX COUNTY, CONTAINING 1.015 ACRES, MORE OR LESS” (Change of Zone No. 1885) filed on behalf of 36191 DWB, LLC (Tax I.D. No. 533-19.00-15.00) (911 Address: 36191 Lighthouse Road, Selbyville).

The Planning and Zoning Commission held a Public Hearing on this application on July 25, 2019 at which time action was deferred. On August 8, 2019, the Commission recommended approval.

(See the minutes of the Planning and Zoning Commission dated July 25, and August 8, 2019.)

Janelle Cornwell, Planning and Zoning Director, presented the application.

The Council found that Tim Willard, Attorney, was present with the Applicant, Darryl Brasure. Mr. Willard stated that Mr. Brasure owns the property next door; that combined, the properties total approximately 2+ acres; that his auto parts business is located on the adjacent property; that his brother has a carpet store also adjacent to this property; that the property is adjacent to a C-1 property (auto repair) on the west, and adjacent to another C-1 property (carpet care); that a MR property is located to the rear of the subject property; that other commercial uses in the area include a McDonalds and a CVS; that there is more substantial commercial activity located along Lighthouse Road, Zion Road, and Americana Parkway; that a church and community center is located across the street and they have submitted a letter in support of this application; that the property is not viable as an AR-1 zoned property; that the property will be served by County sewer and that the property is currently serviced by well water; that Tidewater has a tower on the adjacent property and it may be available in the future; that, previously, there was a Conditional Use on the property for the sale of lighthouses; that no Traffic Impact Study was required; that the same entrance will be used; that the change of zone is an extension of the adjacent property which is already zoned as commercial and which is owned by the same owners; and that the application is

**Public
Hearing/
CZ 1885
(continued)**

consistent with the Zoning Code and Comprehensive Plan.

There were no public comments.

The public record and Public Hearing were closed.

**M 432 19
Adopt
Ordinance
No. 2678/
CZ 1885**

A Motion was made by Mr. Rieley, seconded by Mr. Hudson to Adopt Ordinance No. 2678 entitled “AN ORDINANCE TO AMEND THE COMPREHENSIVE ZONING MAP OF SUSSEX COUNTY FROM AN AR-1 AGRICULTURAL RESIDENTIAL DISTRICT TO A C-3 HEAVY COMMERCIAL DISTRICT FOR A CERTAIN PARCEL OF LAND LYING AND BEING IN BALTIMORE HUNDRED, SUSSEX COUNTY, CONTAINING 1.015 ACRES, MORE OR LESS” (Change of Zone No. 1885) filed on behalf of 36191 DWB, LLC.

Motion Adopted: 5 Yeas.

**Vote by Roll Call: Mr. Hudson, Yea; Mr. Rieley, Yea;
Mr. Wilson, Yea; Mr. Burton, Yea;
Mr. Vincent, Yea**

**M 433 19
Adjourn**

At 1:48 p.m., a Motion was made by Mr. Rieley, seconded by Mr. Wilson, to adjourn.

Motion Adopted: 5 Yeas.

**Vote by Roll Call: Mr. Hudson, Yea; Mr. Rieley, Yea;
Mr. Wilson, Yea; Mr. Burton, Yea;
Mr. Vincent, Yea**

Respectfully submitted,

**Robin A. Griffith
Clerk of the Council**

{An audio recording of this meeting is available on the County’s website.}

TODD F. LAWSON
COUNTY ADMINISTRATOR
(302) 855-7742 T
(302) 855-7749 F
tlawson@sussexcountype.gov



Sussex County
DELAWARE
sussexcountype.gov

Memorandum

TO: Sussex County Council
The Honorable Michael H. Vincent, President
The Honorable Irwin G. Burton III, Vice President
The Honorable Douglas B. Hudson
The Honorable John L. Rieley
The Honorable Samuel R. Wilson Jr.

FROM: Todd F. Lawson
County Administrator

RE: **WETLANDS AND BUFFERS WORKING GROUP**

DATE: September 6, 2019

During Tuesday's meeting, we are scheduled to discuss the recommendations from the Wetlands and Buffers Working Group.

Please find two documents attached.

The first document is the summary report which highlights the work that was done by the group and their recommendations.

The second document is the PowerPoint presentation that will be used during the Council meeting. During the meeting, our consultants will lead a discussion using the PP to highlight the work that was done over the last several months. This will give you the opportunity to hear about this initiative in more detail and to ask questions about any of the recommendations. Members of the working group have been invited to attend the meeting, first to be recognized for their efforts, and second, if you deem it appropriate, you may want to hear from those willing to speak and offer their insights on these recommendations.

On Tuesday we are looking for your approval to move forward to the next step – ordinance writing. An ordinance will be required to codify these recommendations into code.

Please let me know if you have any questions.

Attachments

pc: Vincent G. Robertson, Esq.
Hans M. Medlarz, P.E.
Janelle M. Cornwell



COUNTY ADMINISTRATIVE OFFICES
2 THE CIRCLE | PO BOX 589
GEORGETOWN, DELAWARE 19947

**Sussex County
Wetlands & Buffers Working Group
Summary Report**

INTRODUCTION

The Sussex County Wetlands Buffers Working Group (WBWG) was formed to provide recommendations to the Sussex County Council (Council) for updating the County wetland buffer ordinance as it applies to development projects submitted to Sussex County for new residential developments for major subdivisions, cluster subdivisions, residential planned communities, and residential conditional uses. The WBWG consists of thirteen interested stakeholders and subject-matter experts familiar with the complex dynamics related to resource protection through buffers. A list of the WBWG members is attached.

Between February and June 2019, the WBWG held eight meetings with the goals of reviewing, discussing, and recommending changes to the County's buffer ordinance. The WBWG deliberated in an open forum allowing for the expression of each member's points of view. Several presentations were made to the group by state experts and the Center for Inland Bays to help inform their recommendations. Examples of other buffer programs and scientific summaries and reports on the resources to be protected under the ordinance were disseminated to the group. To facilitate meetings and gain initial positions from the group, homework assignments and surveys were used. The group followed a phased process with each meeting having specific goals to be achieved to reach the final end-goal.

For all topics discussed related to the ordinance, the goal of the group was to reach consensus on recommendations. Consensus was defined as general agreement among group members, not unanimous approval.

The following report summarizes the WBWG's efforts and lists its recommendations.

WORKING GROUP APPROACH

The WBWG approached its mission by focusing on four objectives:

- Determining the wetlands and waters resources to be protected by Sussex County;
- Developing clear definitions of the resources to be protected;
- Providing buffer widths for the protected resources of concern; and
- Clarifying language in the ordinance for consistency.

By focusing on the objectives, the WBWG reached consensus on the list of resources to be protected, definitions for those resources, and the buffers associated with the respective resources.

Throughout the discussions, the WBWG discussed the importance of recognizing buffers for their system-wide benefits and how they would be managed for the long-term protection of the buffers and the function of the respective resources. The WBWG recognized that a Sussex County buffer program should consider land development potential and that Code-designated buffer protection should not have a significant impact on the retained parcel yield and density for the property. Furthermore, property owners must be given some flexibility in design regarding buffer areas to accommodate site conditions.

CONSENSUS POINTS

The following list outlines topics on which consensus was reached through the WBWG. We recommended that these points serve as the guidelines for drafting an updated wetland buffer ordinance for the County Code. Starred outcomes below are represented in **Table 1**.

1. **Definitions:** the group reached consensus on definitions for the following: buffers, tidal wetlands; tidal waters; non-tidal wetlands; streams (perennial, intermittent, ephemeral).*
2. **Resources Subject to the Ordinance:** all defined resources except for ephemeral streams should be subject to the ordinance.*
3. **Buffer Purpose:** the primary purpose of the buffers proposed for the ordinance are to protect the defined resources. In addition to protecting resources, the buffers in this ordinance also function to help preserve water quality, support flood management and drainage, and provide wildlife habitat.
4. **Buffer Widths:** the group reached consensus on buffer widths for tidal wetlands, tidal waters, non-tidal wetlands, perennial Streams, and intermittent streams.*
5. **Two-Zone Buffer Approach:** the group agreed to a two-zone buffer management approach (Zone A and Zone B) in which the area adjacent to the resource (Zone A) has the greatest level of protection and the outer zone (Zone B) allows certain impacts and/or uses be permitted without a waiver.*
6. **Buffer Activities Permitted and Restricted:** the group developed a list of activities that should be restricted or permitted in the resources and buffers (**Table 2**).
7. **Buffer Averaging:** buffer averaging would be permitted in Zone B.
8. **Buffers and Lot Lines:** defined resources and associated buffers should not be located on any individually subdivided lots.
9. **Management Requirements:** buffer management requirements that identify permitted and non-permitted management activities (in keeping with the ordinance) should be created.

ITEMS FOR FURTHER DISCUSSION

The following list outlines topics where conceptual (high-level) agreement was reached, but the group recommended that additional discussion would be needed to provide clear direction in the ordinance.

1. **Criteria for Buffer Averaging:** criteria for buffer averaging needs to be developed and discussed.
2. **Resource Mapping:** methods for delineating and mapping each of the resources and buffers needs to be further developed and discussed.
3. **Management Requirements:** there needs to be a trigger in the ordinance for the creation of buffer management requirements. Additionally, there needs to be discussion around whether management requirements will be approved at the discretion of a specific agency or group and/or if a specific agency or group will provide oversight. These discussions should include rights of third parties to enter and maintain functionality of buffers and resources; a discussion about notice requirements for future maintenance needs within the buffer area; and items related to clearing vegetation and filling, grading, and excavating.
4. **Waiver Program:** a waiver program based on hardship and approved by the Planning & Zoning Commission as part of the site plan review process needs to be developed and discussed. The

waiver program should also include the use of offsets and mitigation techniques to modify buffer requirements to meet the purposes of buffer program. Offsets could include offsite improvements to resources for reduced buffers or reduced onsite management requirements, additional Stormwater Management practices, fees to County for watershed improvements, or trading with adjacent property owners for additional buffers in same stream system.

5. **Incentive Program:** an incentive program needs to be developed and discussed.

ADDITIONAL TOPICS DISCUSSED

This list contains ideas that the group discussed at length that were related to the buffer topic but outside the scope and mission of the WBWG. These topics are highlighted here due to the time dedicated to them at meetings.

- The WBWG identified the benefits and functions of wetlands and their buffers, as well as floodplains (both wetland floodplains and non-wetland floodplains) for protection from flooding and the impacts of sea level rise (SLR). The group recognized that planning for flooding and inundation cannot be addressed solely by a buffer ordinance. If the County were interested in a strategy for bolstering community resilience from flooding, storms, and SLR, it could establish a strategy through floodplain and land use ordinances. Results of those efforts could require modifications to the wetlands buffer ordinance in order to maintain consistency.
- The WBWG discussed the benefits of maintaining the drainage network represented by the protected resources and the need to restore and enhance many of the resources that would be protected under a buffer ordinance. Several ideas were presented to ensure restoration and maintenance of the drainage system could occur. Strategies for funding and incentivizing these activities were also discussed. If the County decided to further pursue this topic, modifications to the wetlands buffer ordinance could be required for consistency.
- The group discussed that the State of Delaware Tidal Wetlands Regulatory Maps be updated regularly to more accurately reflect existing conditions, as the County relies on these maps to implement the buffer ordinance.
- The group discussed that the County should consider increasing density as an incentive for additional resource protections.
- Some members of the Working Group emphasized the value of ensuring that information about future conditions (including sea level rise, intensifying storms, and population changes) is factored into site design and stormwater management to promote long-term community resilience and sustainability.
- The WBWG discussed including new commercial development in the buffer ordinance.

Table 1: Resource Buffers and Definition

Resource Type	Full Buffer Width (ft)	Zone A (ft)*	Zone B (ft)	Definition
Tidal Waters	100	50	50	Those waters occurring below the mean high-water line of any tidal water body, tidal stream, or tidal marsh, which is defined as the average height of all the high-tide water recorded over a nineteen-year period as defined by the National Oceanic and Atmospheric Administration tidal datum.
Tidal Wetlands	100	50	50	Areas under the jurisdiction of Title 7, Chapter 66 of the Delaware Code, as regulated and mapped by the Department of Natural Resources and Environmental Control.
Perennial Nontidal Rivers and Streams [^]	50	25	25	A well-defined channel that contains flowing water year-round during a year of normal rainfall with the aquatic bed located below the water table for most of the year and which is not subject to tidal influence. Groundwater is the primary source of water for a perennial stream, but it also carries runoff. A perennial stream exhibits the typical biological, hydrological, and physical characteristics commonly associated with the continuous conveyance of water.
Non-tidal Wetlands ⁺	30	15	15	Those areas inundated or saturated by surface or groundwater at a frequency and duration sufficient to support, and that under normal circumstances do support, a prevalence of vegetation typically adapted for life in saturated soil conditions and that are not Sussex County-defined Tidal Wetlands.
Intermittent Streams ⁺	30	15	15	A well-defined channel that contains flowing water for only part of the year, typically during winter and spring when the aquatic bed is below the water table. The flow may be heavily supplemented by runoff. An intermittent stream often lacks the biological and hydrological characteristics commonly associated with the continuous conveyance of water.
Ephemeral Streams	0	0	0	A feature that carries only runoff in direct response to precipitation with water flowing only during and shortly after large precipitation events. An ephemeral stream may or may not have a well-defined channel, the aquatic bed is always above the water table during a year of normal rainfall, and runoff is the primary source of water. An ephemeral stream typically lacks the biological, hydrological, and physical characteristics commonly associated with the continuous or intermittent conveyance of water.

* Zone A is the zone closest to the resource

+ Buffers only apply to resources subject to regulation by the USACE

[^] Wetlands presence consideration

Table 2: Buffer Activities by Zone

ACTIVITY	ZONE A	ZONE B
Water-related facilities and amenities which are required to support water-dependent projects approved by a federal or state permit, including but not limited to: marinas, wharfs, community docking facilities, boat ramps, and canoe/kayak launches	PERMITTED	PERMITTED
Installation, repair, or maintenance of infrastructure or utilities, including roads, bridges, culverts, water lines, and sanitary sewer lines	PERMITTED	PERMITTED
Temporary impacts resulting from installation of utilities by trenching methods with proper permitting	PERMITTED	PERMITTED
Stormwater Management conveyances as approved by the Sussex Conservation District	PERMITTED	PERMITTED
Tax Ditch Maintenance as approved by DNREC	PERMITTED	PERMITTED
Maintenance of other drainage channels (as approved by Sussex Conservation District)	PERMITTED	PERMITTED
Structural crossings such as bridges or boardwalks which may be exempt from State or Federal Regulations	PERMITTED	PERMITTED
Impacts to resource buffers resulting from State and/or Federally permitted disturbances to wetland and water resources such as resource maintenance, utilities, roads, bridges, docks, piers, boat ramps, bulkheads, shoreline stabilization, and resources authorized to be filled or disturbed for development	PERMITTED	PERMITTED
Maintenance or modification to previously existing structures and improvements within existing footprint	PERMITTED	PERMITTED
State or Federally approved wetland restoration, creation, and enhancement projects	PERMITTED	PERMITTED
State or Federally approved Flood Plain Restoration, Creation, enhancement, or Expansion and/or Stream Restoration	PERMITTED	PERMITTED
Soil Erosion and Sediment Control measures as approved by Sussex Conservation District	PERMITTED	PERMITTED
Walking Trails (pervious materials only) if approved by DNREC and the USACE within the adjoining resource	PERMITTED	PERMITTED
Forest Management Activities conducted under supervision of a Licensed Forester or Arborist	PERMITTED	PERMITTED
Invasive Species Control (plant, insect, animal)	PERMITTED	PERMITTED
Planting/establishment of native vegetation (as listed by DNREC) to reforest buffers or to enhance unforested buffer areas	PERMITTED	PERMITTED
Walking trails parallel to a resource	NOT PERMITTED	PERMITTED

ACTIVITY	ZONE A	ZONE B
Installation, repair, maintenance, and removal of wells (potable, monitoring, injection as approved by state/federal agencies)	NOT PERMITTED	PERMITTED
Stormwater Management Water Quality BMPs as approved by the Sussex Conservation District	NOT PERMITTED	PERMITTED
Sewage disposal facilities	NOT PERMITTED	NOT PERMITTED
Storage of hazardous materials and siting of industrial sites, landfills, or junkyards	NOT PERMITTED	NOT PERMITTED
Swimming pools, community clubhouses, and all non-water-dependent or related improvements not specifically permitted under this section	NOT PERMITTED	NOT PERMITTED

LIST OF WBWG MEMBERS

Member Name	Organization /Agency
David Baird	Sussex Conservation District
Chris Bason	Center for Inland Bays
Jay Baxter	Baxter Farms
Rich Borrasso	Sussex Alliance for Responsible Growth
Jeff Clark	Land Tech, LLC
Ed Launay	Environmental Resources, Inc.
Steve Marsh	George Miles and Buhr
Evelyn Maurmeyer	Coastal and Estuarine Research, Inc., and University of Delaware
Danielle Swallow	Delaware Sea Grant
Robert Tunnell III	Tunnell Companies L.P.
Bill Ulman	University of Delaware School of Marine Science and Policy
Bob Wheatley	Sussex County Planning and Zoning Commission
RC Willin	Willin Farms
Todd Lawson	Sussex County
Hans Medlarz	Sussex County
Vince Robertson	Sussex County
Janelle Cornwell	Sussex County
Jim Eisenhardt Sari Rothrock	RK&K - Facilitation Consultant

Wetlands and Buffers Working Group

Process Outcomes

Sussex County Council Meeting

September 10, 2019




Thank You

Working Group Members

- David Baird
- Chris Bason
- Jay Baxter
- Rich Borrasso
- Jeff Clark
- Ed Launay
- Steve Marsh
- Evelyn Maurmeyer
- Danielle Swallow
- Robert Tunnell
- Bill Ulman
- Bob Wheatley
- RC Willin

Sussex County Staff

- Todd Lawson
- Hans Medlarz
- Vince Robertson
- Janelle Cornwell




Background

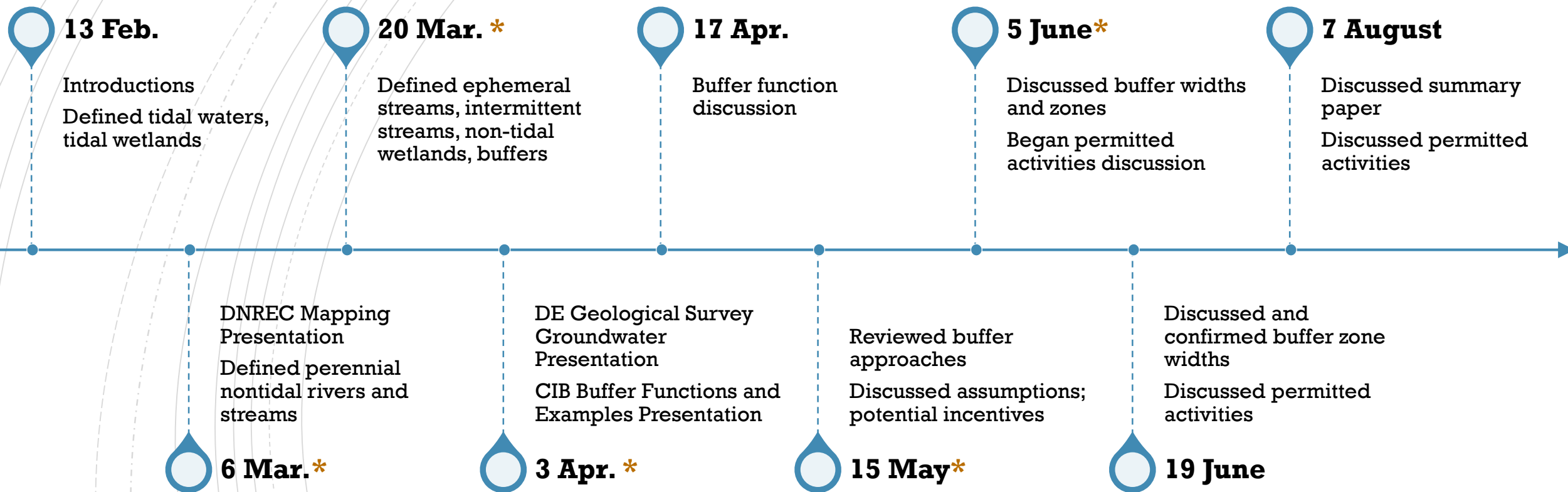
GOAL

Convened to provide recommendations to Sussex County Council for updating the County buffer ordinance as it applies to development projects submitted to Sussex County for new residential developments for major subdivisions, cluster subdivisions, residential planned communities, and residential conditional uses.

STATISTICS

- **9** three-hour meetings between February and August 2019
- **13** members representing a variety of interests including academia, agriculture, development, environment, land use, and natural resources
- **4** Sussex County staff members
- **2** consultants / facilitators
- **3** presentations from subject-matter experts
- **5** homework assignments (+ reading and reviewing)






*Indicates homework assignment following meeting



- Resources subject to the ordinance;
- Definitions for those resources;
- Definition and function of buffers;
- Buffer widths to protect each resource;
- Two-zone buffer management approach;
- The width of each zone in each buffer;
- Some activities allowed or prohibited in each buffer zone;
- Buffer averaging permitted in Zone B; and
- Buffers and resources would not be located on any individual subdivided lots.

Consensus Points



Items for Further Discussion

- Criteria for buffer averaging
- Resource mapping
- Management requirements
- Waiver program; and
- Incentive program



Buffer

A managed area between land uses, natural resources, or other features.

Function	Function Description
General	Protect the resources defined in the ordinance and their associated functions
Water Quality	Reduce and filter sediment, nitrogen, and phosphorous loads; moderate water temperature; promote infiltration, stabilize water's edge/provide erosion reduction
Habitat	Provide nesting and roosting opportunities for wildlife that use protected resources, provide sanctuary/refuge for wildlife during high water events, provide critical water's edge habitat, protect breeding and feeding grounds, protect rare/endangered species associated with these resources and their upland edge.
Flood Mitigation and Drainage	Reduce flood velocities, provide additional storage/conveyance, reduce stormwater discharge energy



Resource Definitions

Tidal Waters (Mean High-Water Line)

Those waters occurring below the mean high-water line of any tidal water body, tidal stream, or tidal marsh, which is defined as the average height of all the high-tide water recorded over a nineteen-year period as defined by the National Oceanic and Atmospheric Administration tidal datum.

Tidal Wetlands

Areas under the jurisdiction of Title 7, Chapter 66 of the Delaware Code, as regulated and mapped by the Department of Natural Resources and Environmental Control.



Resource Definitions

Non-Tidal Wetlands

Those areas inundated or saturated by surface or groundwater at a frequency and duration sufficient to support, and that under normal circumstances do support, a prevalence of vegetation typically adapted for life in saturated soil conditions and that are not Sussex County-defined Tidal Wetlands.

Perennial Non-Tidal Rivers and Streams

A well-defined channel that contains flowing water year-round during a year of normal rainfall with the aquatic bed located below the water table for most of the year and which is not subject to tidal influence. Groundwater is the primary source of water for a perennial stream, but it also carries runoff. A perennial stream exhibits the typical biological, hydrological, and physical characteristics commonly associated with the continuous conveyance of water.




Resource Definitions

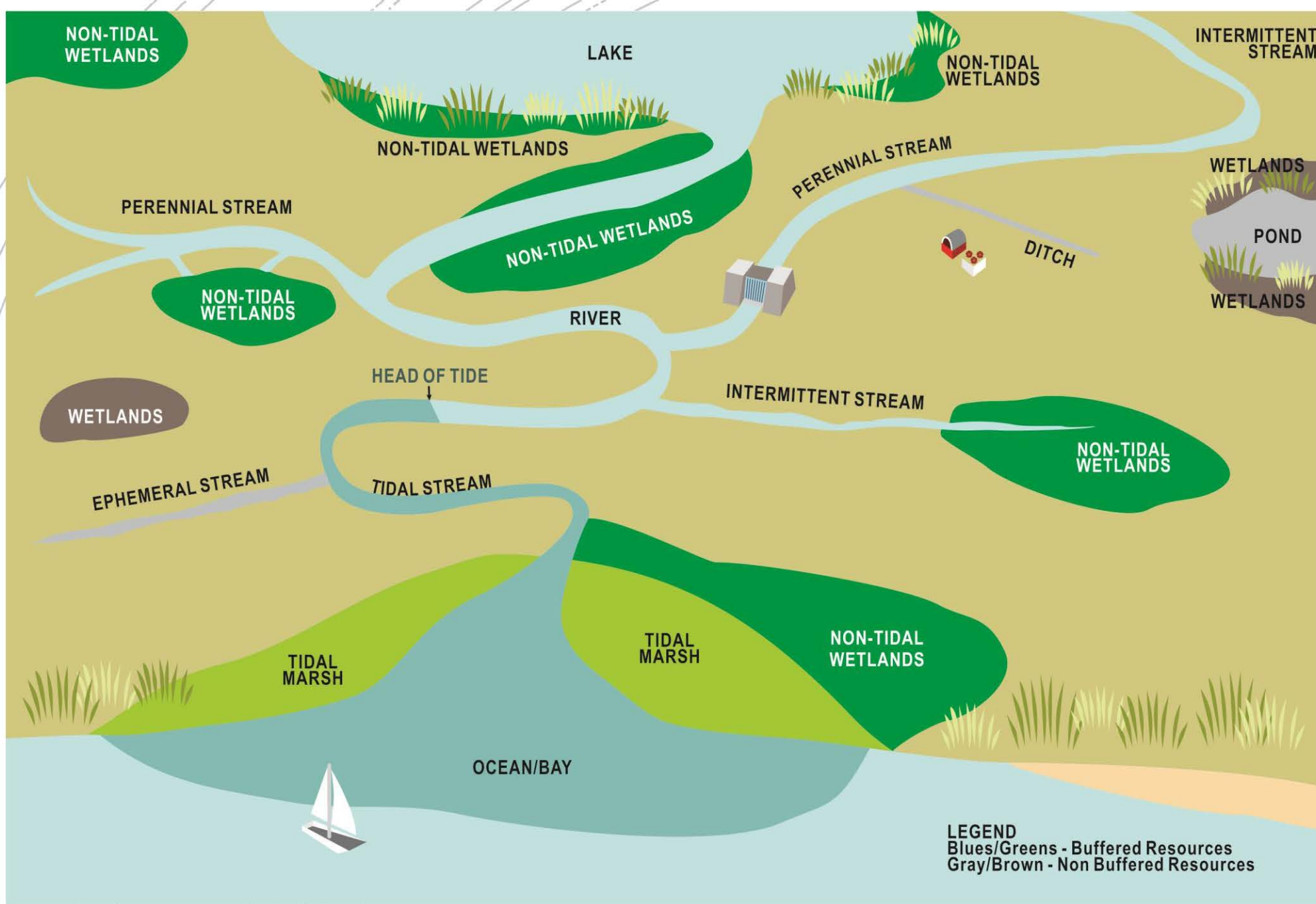
Intermittent Streams

A well-defined channel that contains flowing water for only part of the year, typically during winter and spring when the aquatic bed is below the water table. The flow may be heavily supplemented by runoff. An intermittent stream often lacks the biological and hydrological characteristics commonly associated with the continuous conveyance of water.

Ephemeral Streams

A feature that carries only runoff in direct response to precipitation with water flowing only during and shortly after large precipitation events. An ephemeral stream may or may not have a well-defined channel, the aquatic bed is always above the water table during a year of normal rainfall, and runoff is the primary source of water. An ephemeral stream typically lacks the biological, hydrological, and physical characteristics commonly associated with the continuous or intermittent conveyance of water.





RK&K

Buffer Widths

Resource Type	Current Buffer Width (ft)	Full Buffer Width (ft)	Zone A (ft)*	Zone B (ft)
Tidal Waters	50	100	50	50
Tidal Wetlands	50	100	50	50
Perennial Nontidal Rivers and Streams[^]	50	50	25	25
Non-tidal Wetlands⁺	0	30	15	15
Intermittent Streams⁺	0	30	15	15

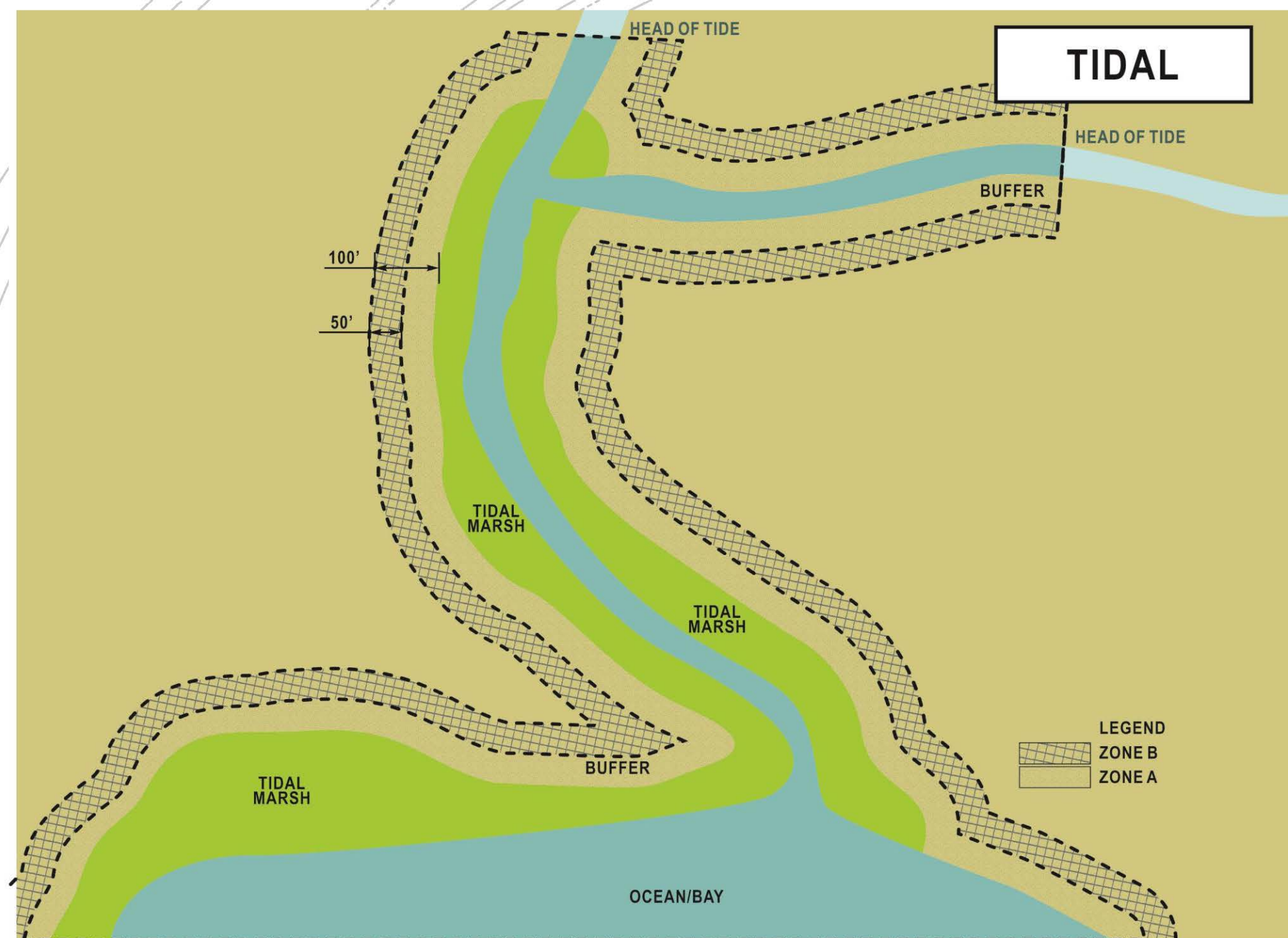
* Zone A is the zone closest to the resource

⁺ Buffers only apply to resources subject to regulation by the U.S. Army Corps of Engineers

[^] Wetlands presence consideration

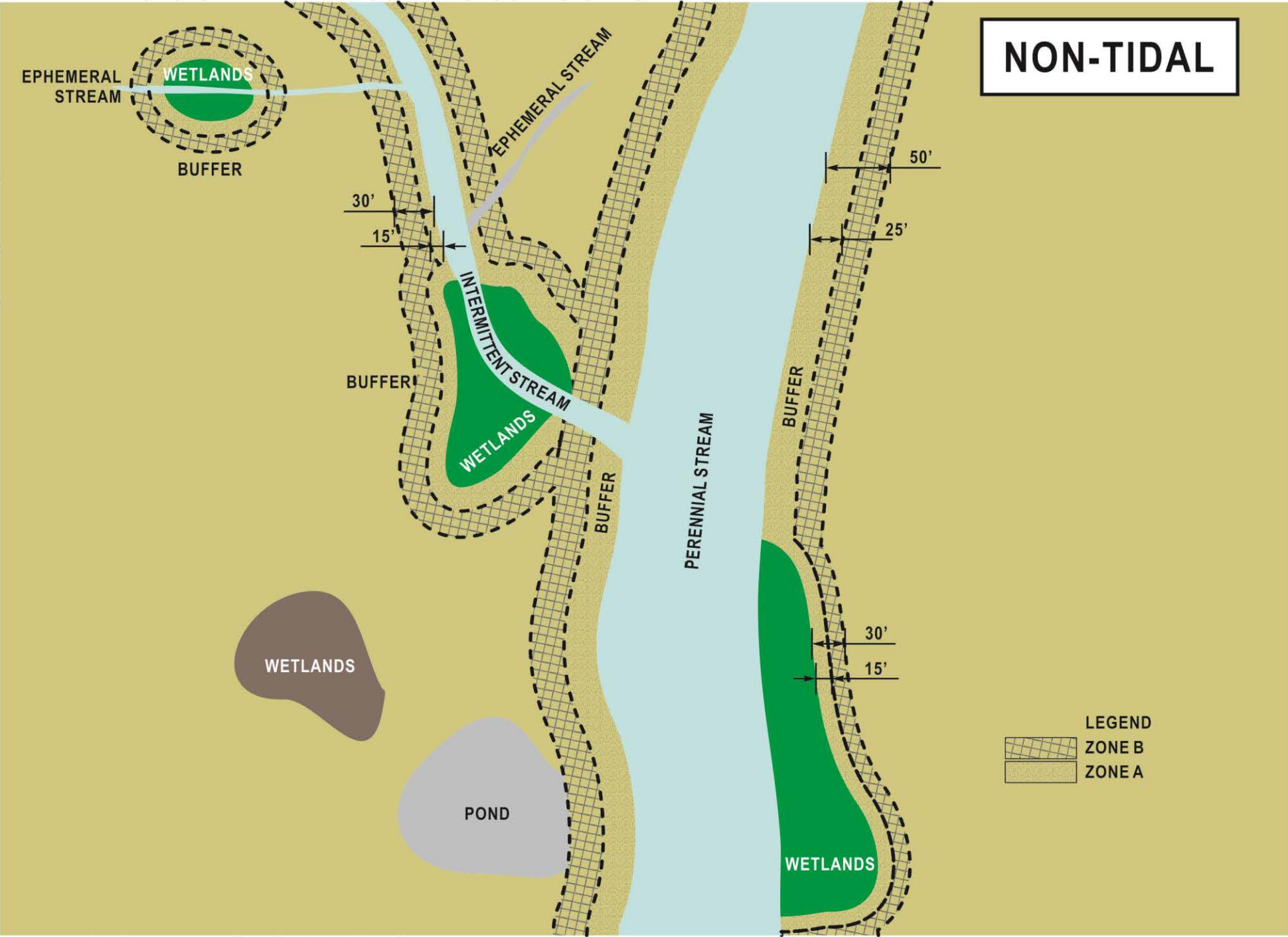


RK&K



RK&K

NON-TIDAL



Permitted Activities

Activity	Zone A	Zone B
Water-related facilities and amenities which are required to support water-dependent projects approved by a federal or state permit, including but not limited to: marinas, wharfs, community docking facilities, boat ramps, and canoe/kayak launches	PERMITTED	PERMITTED
Installation, repair, or maintenance of infrastructure or utilities, including roads, bridges, culverts, water lines, and sanitary sewer lines	PERMITTED	PERMITTED
Temporary impacts resulting from installation of utilities by trenching methods with proper permitting	PERMITTED	PERMITTED
Stormwater Management conveyances as approved by the Sussex Conservation District	PERMITTED	PERMITTED
Tax Ditch Maintenance as approved by DNREC	PERMITTED	PERMITTED
Maintenance of other drainage channels (as approved by Sussex Conservation District)	PERMITTED	PERMITTED
Structural crossings such as bridges or boardwalks which may be exempt from State or Federal Regulations	PERMITTED	PERMITTED
Impacts to resource buffers resulting from State and/or Federally permitted disturbances to wetland and water resources such as resource maintenance, utilities, roads, bridges, docks, piers, boat ramps, bulkheads, shoreline stabilization, and resources authorized to be filled or disturbed for development	PERMITTED	PERMITTED

Activity	Zone A	Zone B
Maintenance or modification to previously existing structures and improvements within existing footprint	PERMITTED	PERMITTED
State or Federally approved wetland restoration, creation, and enhancement projects	PERMITTED	PERMITTED
State or Federally approved Flood Plain Restoration, Creation, enhancement, or Expansion and/or Stream Restoration	PERMITTED	PERMITTED
Soil Erosion and Sediment Control measures as approved by Sussex Conservation District	PERMITTED	PERMITTED
Walking Trails (pervious materials only) if approved by DNREC and the USACE within the adjoining resource	PERMITTED	PERMITTED
Forest Management Activities conducted under supervision of a Licensed Forester or Arborist	PERMITTED	PERMITTED
Invasive Species Control (plant, insect, animal)	PERMITTED	PERMITTED
Planting/establishment of native vegetation (as listed by DNREC) to reforest buffers or to enhance unforested buffer areas	PERMITTED	PERMITTED

Activities with Restrictions

Activity	Zone A	Zone B
Walking trails parallel to a resource	NOT PERMITTED	PERMITTED
Installation, repair, maintenance, and removal of wells (potable, monitoring, injection as approved by state/federal agencies)	NOT PERMITTED	PERMITTED
Stormwater Management Water Quality BMPs as approved by the Sussex Conservation District	NOT PERMITTED	PERMITTED
Sewage disposal facilities	NOT PERMITTED	NOT PERMITTED
Storage of hazardous materials and siting of industrial sites, landfills, or junkyards	NOT PERMITTED	NOT PERMITTED
Swimming pools, community clubhouses, and all non-water-dependent or related improvements not specifically permitted under this section	NOT PERMITTED	NOT PERMITTED

Additional Topics Discussed

- Community resilience in regards to flooding and sea level rise
- Drainage network maintenance
- State of Delaware tidal wetlands regulatory map updates
- Increasing density as an incentive for additional resource protection
- Using information about future conditions (sea level rise, population changes) in site design and SWM
- Inclusion of commercial development in this ordinance



Thank You

Jim Eisenhardt, RK&K

Sari Rothrock, RK&K



RK&K

GINA A. JENNINGS, MBA, MPA
FINANCE DIRECTOR
(302) 855-7741 T
(302) 855-7749 F
gjennings@sussexcountyde.gov



Sussex County
DELAWARE
sussexcountyde.gov

MEMORANDUM:

TO: Sussex County Council
The Honorable Michael H. Vincent, President
The Honorable Irwin G. Burton III, Vice President
The Honorable Douglas B. Hudson
The Honorable John L. Rieley
The Honorable Samuel R. Wilson Jr

FROM: Gina A. Jennings
Finance Director/Chief Operating Officer

RE: **QUARTERLY PENSION UPDATE**

DATE: September 6, 2019

On Tuesday, I will be providing an update on the last quarter's Pension Committee meeting. The committee is making a recommendation for the budgeted additional contribution of \$5,000,000.

Attached for your review are the draft minutes of the August 15, 2019 Pension Committee meeting, quarterly pension investment update, and Tuesday's presentation.

If you have any questions, please feel free to contact me.

GAJ/nc

Attachments

pc: Todd F. Lawson

GINA A. JENNINGS, MBA, MPA
FINANCE DIRECTOR

(302) 855-7741 T
(302) 855-7749 F
gjennings@sussexcountype.gov



Sussex County
DELAWARE
sussexcountype.gov

PENSION FUND COMMITTEE

Minutes of Meeting

August 15, 2019

The Sussex County Pension Fund Committee met on August 15, 2019 at 10:00 a.m. in the County Council Chambers, Georgetown, Delaware. Those in attendance included members: Gina Jennings, Karen Brewington, David Baker, Hugh Leahy, and Kathleen Ryan. Also in attendance were Michael Shone of Marquette Associates, the County's Pension Investment Consultant, as well as David Craik, Pension Administrator for the State's Pension Plan. Committee members Todd Lawson and Kathy Roth were unable to attend.

On August 7, 2019, the Agenda for today's meeting was posted in the County's locked bulletin board located in the lobby of the County Administrative Offices, as well as posted on the County's website.

Ms. Jennings called the meeting to order.

1. **Approval of Minutes**

The minutes of the May 16, 2019 meeting were approved by consent.

2. **State of Delaware Pension Presentation**

Mr. David Craik, Pension Administrator for the State's Pension Plan, was in attendance to discuss the State's portfolio. Questions were provided Mr. Craik prior to today's meeting by Mr. Shone. Mr. Craik noted that the State has their own investment advisor and is 100 percent externally managed for investments. Because Mr. Craik followed very closely to his written presentation, his information is not repeated here, but is attached.

Regarding the private equity program, its performance for 2019 was 15.5 percent; since inception (1982) – 15.8 percent. The State has made the decision to decrease their private equity program from 20 percent to 15, which will occur over an approximate 10-year period.

After Mr. Craik's presentation, a question and answer period followed. Topics included fees, equity managers, the State's IPS allocation for fixed income of 42 percent vs. the actual allocation of 34 percent, as well as the State's overall underperformance.

Ms. Jennings thanked Mr. Craik for his presentation.



COUNTY ADMINISTRATIVE OFFICES
2 THE CIRCLE | PO BOX 589
GEORGETOWN, DELAWARE 19947

3. **Performance Reports of the Pension and OPEB Funds**

Mr. Shone distributed copies of a report entitled, “Sussex County Quarterly Performance Report as of June 30, 2019”. The report includes information regarding the market environment for the second quarter of 2019, as well as quarterly and annual performances of the Pension and OPEB Plans; the report should be referenced for a detailed analysis.

Mr. Shone referred members to Exhibit II – Market Environment. Mr. Shone noted the recent volatility in the stock market, as well as his concern.

The Real GDP Growth has been positive for several years at approximately 2.5 percent; more recent expectations were 2.1 percent, but this may decrease to 1.8 percent for the second quarter. The U. S. economy is slightly less impacted by overall global trade. With the slowing of the economy, the Feds recently cut interest rates by a ¼ percent, with an additional cut expected by the end of the year. U.S. equity returns for the second quarter were 18.7 percent, and growth stocks outperformed value for the quarter as well.

Mr. Shone directed members to Exhibit III – Sussex County Employee Pension Plan.

Observations:

- As of June 30, 2019, the ending market value of the Pension Plan was \$111.7 million;
- Second quarter gain of \$3.5 million, returning 3.2 percent (vs. 3.5 percent policy index);
- Year-to-date investment gain of \$10.9 million, returning 10.7 percent (vs. 13.2 benchmark);
- 1-year investment gain of \$6.9 million, returning 6.7 percent;
- Positive attribution (exceeding benchmark) for the quarter from Schroder Global Multi-Cap Quality Trust; and
- Negative attribution for the quarter from the State of Delaware Investment Pool

Looking ahead:

- No recommended changes (with exception of rebalancing)

Mr. Shone commented on several positive points as to what Sussex County does well including increased contributions over what is required by the actuary, lowering the return assumption to 7 percent, as well as the County’s recent AAA rating.

Performance-wise, Mr. Shone recommended that the overall asset allocation mix be evaluated due to lower than expected returns as a result of the recent downturn in the economy.

The investment management fees for the Pension Fund are 33 basis points, which are lower than average, cost-wise.

Mr. Shone referred members to Exhibit IV - Sussex Post-Employment Benefit Plan.

As of June 30, 2019, the ending market value of the OPEB Plan was \$46.2 million, returning 3.3 percent, year-to-date return of 12.4 percent, and a 6.8 percent return for one-year. Positive attribution for the quarter was realized as a result of the Artisan Global Opportunities Fund, with negative attribution from MFS Low Volatility Global Equity. Looking ahead, portfolio rebalancing considerations are recommended.

The investment management fees for the OPEB Fund are 22 basis points, which are the lowest of Marquette's clients.

Committee members were referred to two separate portfolio updates for the Pension and OPEB Plans as of July 31, 2019. As of July 31, 2019, the Pension Fund was up 0.4 percent versus a policy index of 0.5; year-to-date: up 11.2 percent vs. benchmark of 13.8, with an ending market value of \$112.2 million. The OPEB Fund was up .05 percent, with an overall year-to-date increase of 13 percent.

Mr. Shone reviewed a chart regarding possible rebalancing of the additional \$5,000,000 contribution to the Pension Plan. Ms. Jennings also noted that she would like consideration to be given of possibly moving funds from the State of Delaware due to cost and performance. It was the consensus that this be reviewed during next quarter's meeting in November. For today's rebalancing, it was recommended that it be based on dollar amount, not percentages.

Mr. Baker entered the meeting at 10:45 a.m.

A Motion was made by Mr. Leahy, seconded by Ms. Ryan, to recommend to the Sussex County Council to approve the rebalancing of the Pension Fund portfolio based on the proposal from Marquette Associates, as outlined in the rebalancing column of the table presented, including Vanguard S&P 500 Index Adm (\$1,650,000), Vanguard Mid Cap Value Index (\$800,000), Vanguard Extended Market Index (\$800,000), Vanguard Total Int'l Stock Index I (\$1,000,000), and Wilmington Trust Fixed Income (\$750,000).

Motion Adopted: 4 Yeas; 1 Abstention

Vote by Roll Call: Ms. Brewington, Yea; Mr. Leahy, Yea;
Ms. Ryan, Yea; Ms. Jennings, Yea
Mr. Baker, Abstained

Mr. Baker abstained from voting due to not being in attendance for the presentation and discussion of the Pension Plan rebalancing.

Mr. Shone briefly reviewed a separate chart regarding the possible rebalancing of the OPEB Plan; no rebalancing was recommended.

4. **Asset Allocation Study**

Committee members were provided with copies of a document entitled, "Sussex County – Is Your Portfolio Prepared for the Road Ahead?", i.e., are the County's allocations sufficient to realize a 7 percent assumed rate of return. Mr. Shone reviewed several questions to consider in making this determination.

Additional information presented and discussed included:

- Inflation;
- Core Fixed Income: Yields and Returns (interest rates and bond returns have significantly decreased over past 40 years; real interest rates – inflation adjusted – have also significantly decreased; and interest rates are very good predictor for intermediate term returns);
- U.S. Equity Valuations – (higher valuations lead to lower returns, low valuations lead to her returns, and current above-average valuations imply below-average returns over next ten years);
- Building Block Returns: Historical & Projected (U.S. Equities and Non-U.S. Equities);
- What to Expect (lower than historical nominal and real – inflation adjusted – returns for next 10 years (intermediate term) including low inflation, low interest rates and high equity valuations; lower than historical nominal returns in years 11-30 (long-term); and possible increased County contributions due to low return environment);
- Outlook – What Can You Do? (Asset allocation to hit 7.5 percent today is much more aggressive – requires 55 percent increase in volatility); and
- Sussex County Asset Allocation Options were presented for both the Pension and OPEB Funds

Mr. Shone noted that possible solutions include: making no changes, lowering return assumption, changing asset allocation mix, or a combination of changing the asset allocation mix and lowering return assumption.

In the discussion to realize higher returns (outside of the typical stocks and bonds), in-depth discussion centered on the possible addition of ‘Real Estate’ to the County’s portfolio as an additional asset class. As an education piece, it was recommended by Mr. Shone and agreed to by the Committee for two firms to make presentations at November’s meeting. Mr. Shone will make these arrangements, as well as make recommendation as to diversification options if monies invested with the State are lowered. Ms. Jennings expressed concern regarding lowering the rate of return below 7 percent.

5. **Rebalance Pension Fund with Additional Contribution & Marquette Associates**
&
6. **Service Proposals**

There was a blending of discussion for agenda items 5 and 6. It should be noted that discussion was held during May’s meeting regarding rebalancing and the ability of the Committee to respond if market conditions warranted. It was noted that the County, a few years ago, entered into an agreement with Peirce Park to increase services to manage the OPEB Plan with the intent for better performance. At May’s meeting, Ms. Jennings stated that she would talk with Mr. Shone to determine if these services were needed and any additional costs involved.

Committee members were presented with a document entitled “Sussex County – Portfolio Rebalancing, August 2019”. It was explained that rebalancing is the movement of assets from one asset class to another to maintain strategic asset

allocation, not tactical market timing. Mr. Shone also discussed why rebalancing should be done (maintain risk/reward profile), the methods used (calendar based or deviation from policy target), how often it should occur, and who is responsible for implementation. In determining if rebalancing added value, Marquette compared the actual OPEB return vs. the portfolio asset class weighted average return, both on quarterly and monthly returns, as well as asset allocation efforts.

Information reviewed included an analysis (quarterly) of actual returns, weighted average return, and drift, and how to determine if rebalancing would be beneficial (compare alpha to costs). Marquette's service proposal would provide weekly rebalance sheets, review relative to rebalance policy, rebalance when outside of policy, communicate with Wilmington Trust, as well as with the County's Finance Director; possible issues would include having to develop a rebalancing policy and how to handle State impact on Pension Fund (use policy on the remaining 60 percent or consider State to be static allocation equal to their policy).

The estimated cost for Marquette to provide these additional services would be one-and-a-half basis points for each fund, or a total cost of approximately \$25,000 annually.

At the end of Mr. Shone's presentation, Mr. Leahy brought up questions regarding the document entitled "Rebalancing Position Paper – December 2018".

Ms. Jennings noted that she will place Marquette's Service Proposal on the agenda for further discussion at next quarter's meeting.

7. **Additional Business**

- Mr. Leahy questioned the method of presentation by Mr. Craik, i.e. no written documentation for the Committee's review. Ms. Jennings noted that Mr. Craik was provided a list of questions, but she will reach out to him and request some type of written format of today's presentation; and
- Ms. Jennings stated that the County had recently received a AAA bond rating and thanked the Committee for its support in this effort

8. **Adjourn**

At 11:46 a.m., a Motion was made by Ms. Ryan, seconded by Mr. Leahy, to adjourn. Motion Adopted by Voice Vote.

The next meeting of the Pension Committee is scheduled for November 21, 2019, at 10:00 a.m. in the Sussex County Council Chambers.

Respectfully submitted,

Nancy J. Cordrey
Administrative Secretary



Sussex County

Quarterly Performance Report
As of
June 30, 2019

Table of Contents

Sections

Marquette Update.....	1
Market Environment.....	2
Sussex County Employee Pension Plan	3
Sussex County Post Employment Benefit Plan	4

PERFORMANCE EVALUATION AND REPORTING SERVICES INFORMATION DISCLAIMER

This performance report is for evaluation purposes only. This information is for the recipient only and is not for redistribution. We exercised reasonable professional care in the preparation of this performance report. Information on market indices, security characteristics, and universe comparisons is received from external sources. Therefore, we make no guarantees as to the completeness or accuracy of this report.

Usually we use a client's custodian for market values and transaction dates. If the custodian cannot provide accurate information, manager data is usually used. Custodial information may differ from investment manager records. When the manager(s) and the custodian are one and the same, or where the manager provides the valuation to the custodian, we have no ability to determine the accuracy of the valuation put forth. For clients that calculate their own returns and provide them to us, we report only what is provided to us. Therefore, we have no ability to determine the accuracy of the calculation(s) and assume no liability for their use.

Returns are generally calculated by geometrically linking the holding period returns (generally monthly). When available, total account returns are calculated and usually presented net of fees. For net of fee return calculations, returns are reduced by the investment management fees, if not already reported net of fees. Returns are not reduced by other expenses such as custody, actuarial, accounting, and investment consulting fees.

If a client requests, we will provide gross of fee total fund returns. To calculate a gross of fee total account return, we increase the return for each investment that is reported net of fees by an amount that reflects, as accurately as possible, expenses of the manager or fund. For example, for mutual funds, net of fee returns are increased by the amount of their reported expense ratio. The expense ratio includes, but is not limited to, management fees, advisory/sub-advisory fees, administrative fees, transfer agent fees, and fund accounting fees. In determining expenses or expense ratios, we attempt to obtain accurate information that is readily available from Morningstar. Our results may differ from other reported sources. As such, we make no guarantee as to the accuracy of fee information. Investments have various types and levels of risk. There is no guarantee of gain nor any guarantee of loss protection. Information provided in this report, should not be considered a recommendation by us of any mutual fund, manager, or strategy.

This report contains proprietary information and may not be copied or redistributed unless written permission is provided by us.



Marquette Update

Marquette Update

3Q 2019

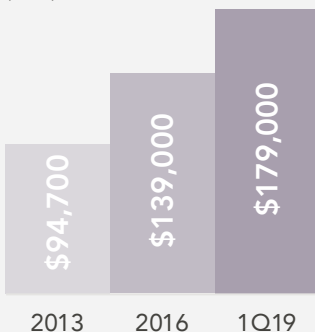
UPCOMING SPEAKING ENGAGEMENTS

- ▶ Glenn Ross speaking on asset allocation at Knights of Columbus Asset Advisors 2019 Summer Catholic Investment Symposium 7/11
- ▶ Nichole Roman-Bhatty, CIMA® speaking on "How the UN Sustainable Development Goals are Shaping Investment Managers" panel at KORIED's 2019 Global Summit 7/12
- ▶ Michael W. Shone speaking at Pennsylvania County Controllers Association conference 7/22
- ▶ Chris Caparelli, CFA speaking at the Alabama State Building Trades Annual Convention 7/22
- ▶ Nichole Roman-Bhatty, CIMA® moderating ESG panel at Pension Bridge 2019 Private Equity Exclusive 7/22
- ▶ Ben Mohr, CFA, speaking at Association of Asian American Investment Managers Event 7/24
- ▶ Jeremy Zirin, CAIA, moderating "Institutional Overview: Examining the Role of Real Estate/Real Assets in a Diversified Investment Portfolio" panel at Markets Group Midwest Institutional Real Estate Forum 9/25

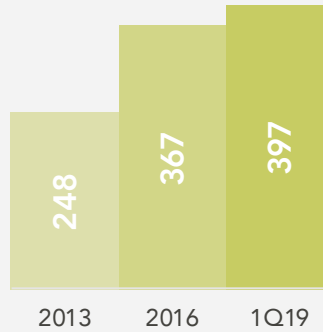
2019 Investment Symposium Oct. 4th

This year's symposium will feature a panel of investment managers, several flash talks by our research team, and keynote by Mohamed El-Erian. You're invited! Visit our website for more details.

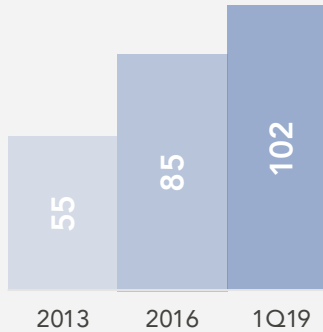
Assets Under Advisement (\$M)



Number of Clients



Number of Employees



▶ Halftime Market Briefing Webinar: July 18th, 1:00PM CST

Subscribe to email alerts at MarquetteAssociates.com



RECENT HIRES

Samuel Frymier
Associate Client Analyst

Trent Smith
Private Client Analyst

Yazmin Ibrahim
Executive Assistant

Eric Taylor, Jr.
Performance Analyst

Mary Kate Baehl
RFP Coordinator

Leah Haverkos
Performance Analyst

Reedan Abid
Performance Analyst

Josh Mayer
Performance Analyst



NEW CLIENTS

Washington County, MD

Halifax Health

SSM Health

Frasier Meadows Manor

American Association for Clinical Chemistry

Stark Community Foundation

Confidential Public Client

Confidential Private Client

Confidential Family Office

Chicago Office Expansion

The 35th floor Marquette occupies at 180 North LaSalle is now fully expanded and updated, with more desks, conference space, and a larger kitchen and lounge for employees.

Our construction crew featured several Chicago-local unions, including a few of our own clients:

- Glaziers Local 27
- Chicago Painters District Council 14
- Plumbers Local 130



Painters District
Council 14



Plumbers
Local Union 130 UA



Sheet Metal Workers
Local 73



IBEW
Local 134



Glaziers
Local 27



Carpenters
Local 1027 & Local 30



Sprinkler Fitters
Local 281



Carpenters
Local 1185



Tile Setters
Local 22-IL



2019 EMPLOYEE ANNIVERSARIES

► 30 years

Brian Wrubel

► 10 years

Chris Caparelli
David Hernandez
Kit McCarty
Dave Smith

► 5 years

Jeremy Dubin
Melissa Gyurcsik
Ben Mohr
Kweku Obed
Stephanie Osten

Julianna Paterra
Libby Raccio
Alberto Rivera
Ross Williams

SERVICES



Investment
Consulting



Defined
Contribution
Consulting



Outsourced
CIO



Private Client
Consulting

Firm and client statistics as of March 31, 2019.

PREPARED BY MARQUETTE ASSOCIATES

180 North LaSalle St, Ste 3500, Chicago, Illinois 60601
CHICAGO BALTIMORE MILWAUKEE PHILADELPHIA ST. LOUIS

PHONE 312-527-5500
WEB MarquetteAssociates.com

The opinions expressed herein are those of Marquette Associates, Inc. ("Marquette"), and are subject to change without notice. This material is not financial advice nor an offer to purchase or sell any product. Marquette reserves the right to modify its current investment strategies and techniques based on changing market dynamics or client needs.

Marquette is an independent investment adviser registered under the Investment Advisers Act of 1940, as amended. Registration does not imply a certain level of skill or training. More information about Marquette including our investment strategies, fees and objectives can be found in our ADV Part 2, which is available upon request.

[Page Intentionally Left Blank]

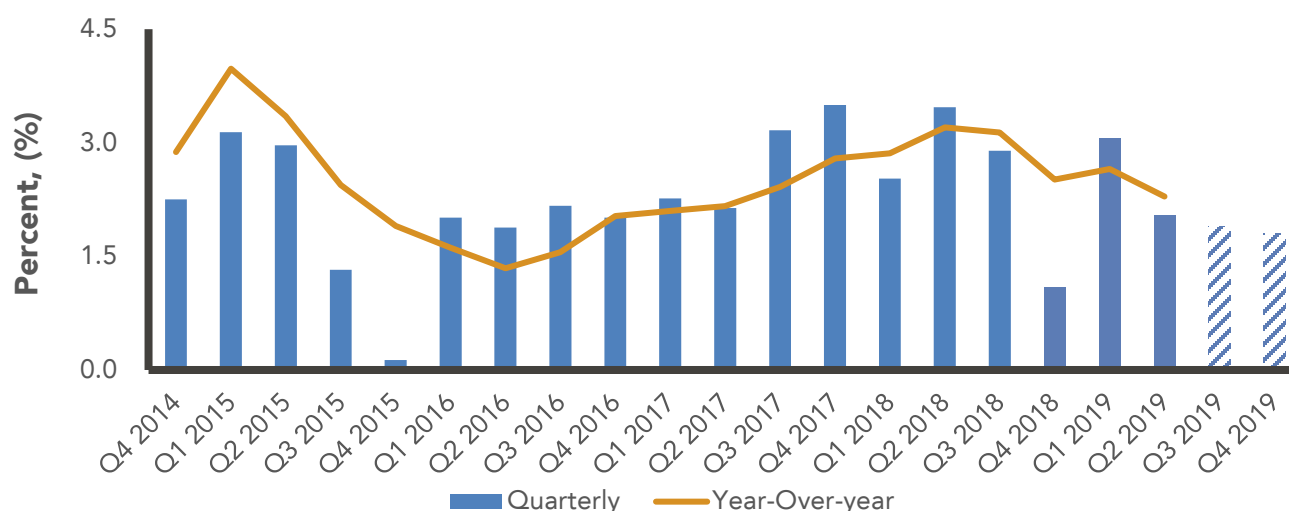


Market Environment

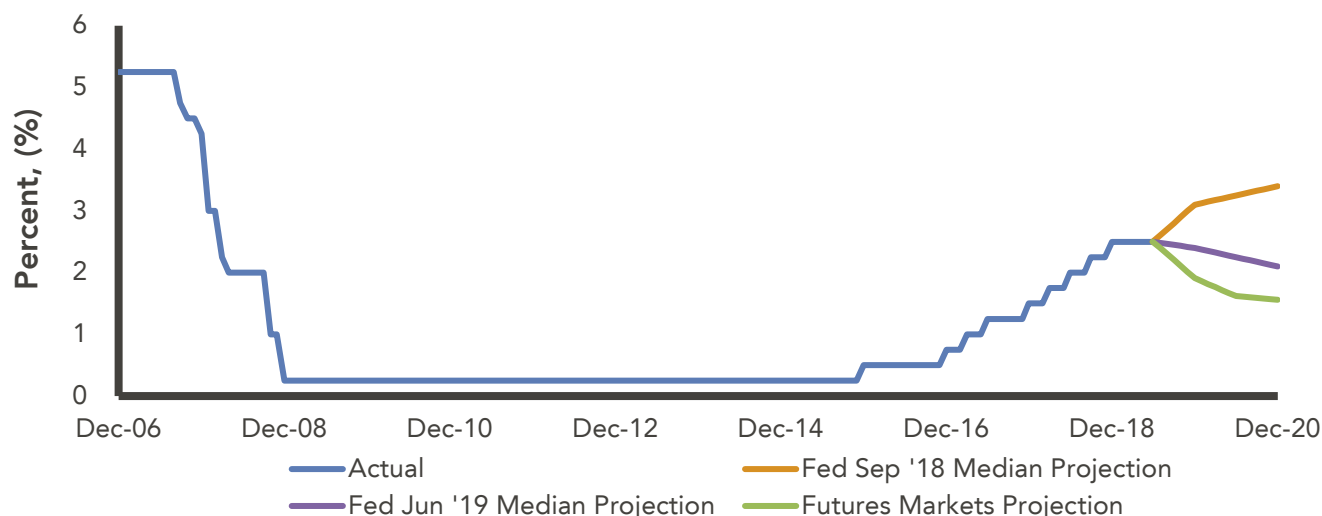
U.S. Economy

- While economic activity decelerated in the second quarter, real GDP rose at an annual pace of 2.1%, which was well above economist estimates. That said, economists expect growth to remain subdued in the back half of 2019.
- Despite a remarkably tight labor market and loose financial conditions, the Federal Reserve (the Fed) seems poised to embark on an easing cycle just months after its last rate hike in December 2018.
- The futures market, meanwhile, is projecting at least two rate cuts by the end of the year and further cuts in 2020.

U.S. Economy: Real GDP Growth



U.S. Economy: Federal Funds Rate

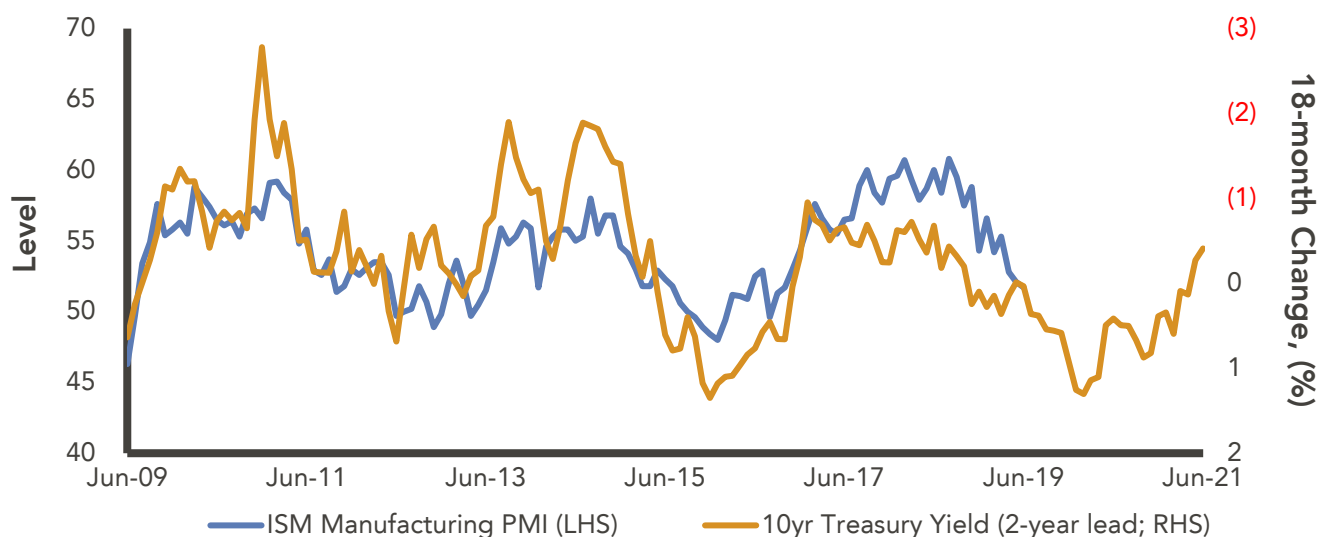


Sources: Thomson Reuters Datastream and The Wall Street Journal. In the "Real GDP Growth" chart, striped bars reflect analyst estimates.

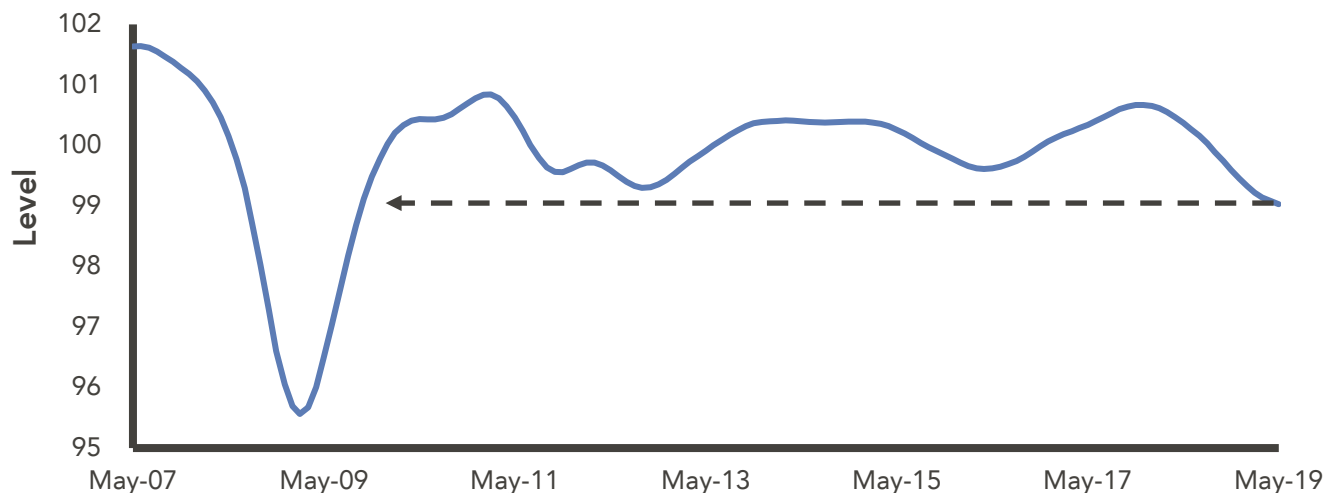
Global Economy

- While markets have cheered the Fed's pending policy reversal, it's important to note the lag between interest rate changes and their effect on the economy. The rise in rates from 2016-2018, for example, is likely still acting as an economic headwind.
- Outside of the U.S., economic growth also seems poised to slow. The OECD Composite Leading Indicators fell to 99.0 in May—its lowest level in nearly ten years.
- Similar to the Fed, other major central banks—most notably, the European Central Bank—have set the stage for easing monetary policy later this year in an effort to combat slowing global growth.

U.S. Economy: ISM Manufacturing PMI vs. 10-Year Treasury Yield



Global Economy: OECD Composite Leading Indicators

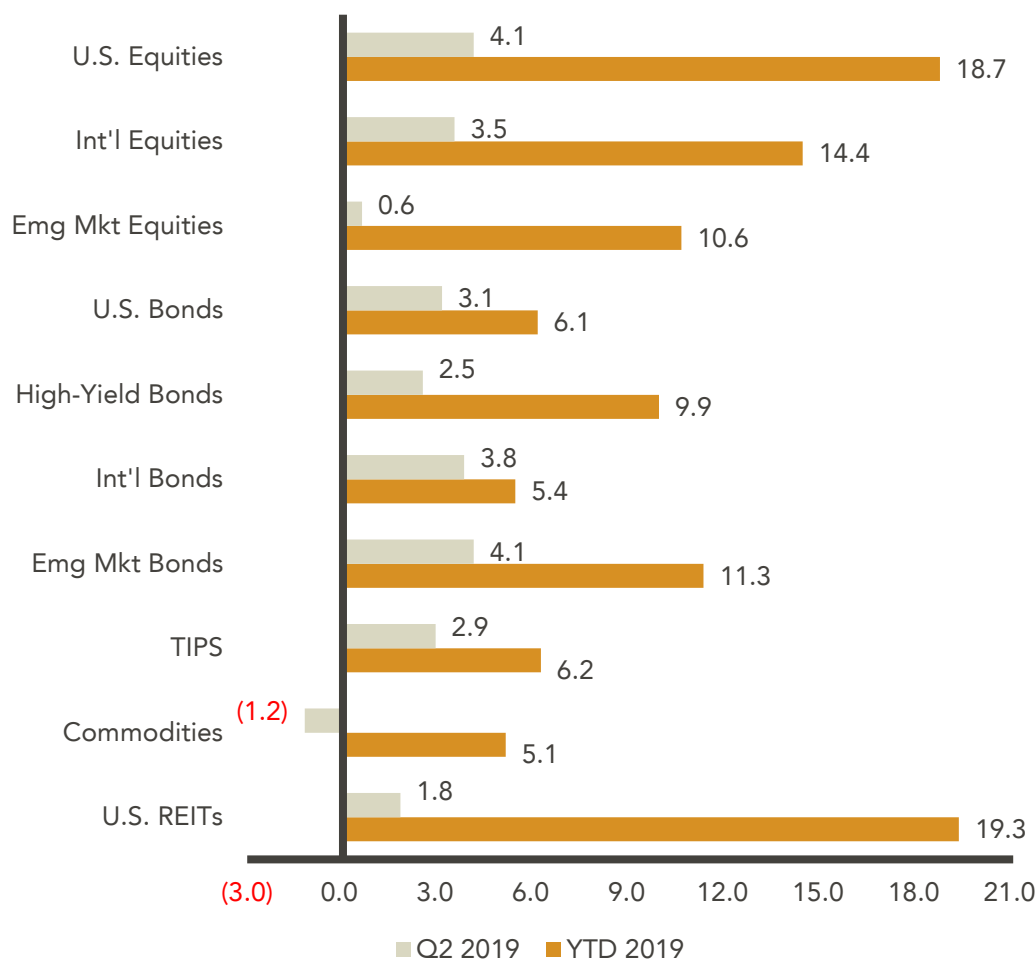


Sources: Organization for Economic Co-operation and Development and Thomson Reuters Datastream. For the "ISM Manufacturing PMI vs. 10-Year Treasury Yield" chart, concept obtained from Knowledge Leaders Capital: *Is the Fed Already Behind the Curve?*, June 27, 2019.

Global Asset Class Performance

- **Global equities** added to their first quarter gains, the MSCI ACWI returning +3.6% in Q2. U.S. equities (+4.1%) topped their international developed (+3.5%) and emerging market (+0.6%) counterparts. Equities continued to do well, despite stagnant earnings growth, amid the prospects for Fed rate cuts and progress on trade discussions between the U.S. and China.
- **Fixed income** markets were comfortably in the black across the risk spectrum. Treasury yields fell across the curve, with intermediate-term rates (i.e., 2-10 year) seeing the largest declines. At quarter end, the curve remained inverted (compared to the 3-month T-Bill) through the 10-year note. Of note, core bonds (+3.1%) slightly outperformed high-yield debt (+2.5%), despite the solid equity market environment. International (+3.8%) and emerging market bonds (+4.1%), meanwhile, also generated solid returns, thanks in part to a weaker U.S. dollar.
- **Inflation-sensitive assets** posted mixed results for the quarter. TIPS were comfortably in the black as real yields fell in Q2. REITs also gained ground, though the sector underperformed the broader equity markets. Finally, commodities were in the red, with industrial metals and energy declining amid increased concerns over global growth.

Asset Class Returns: Select Asset Class Performance

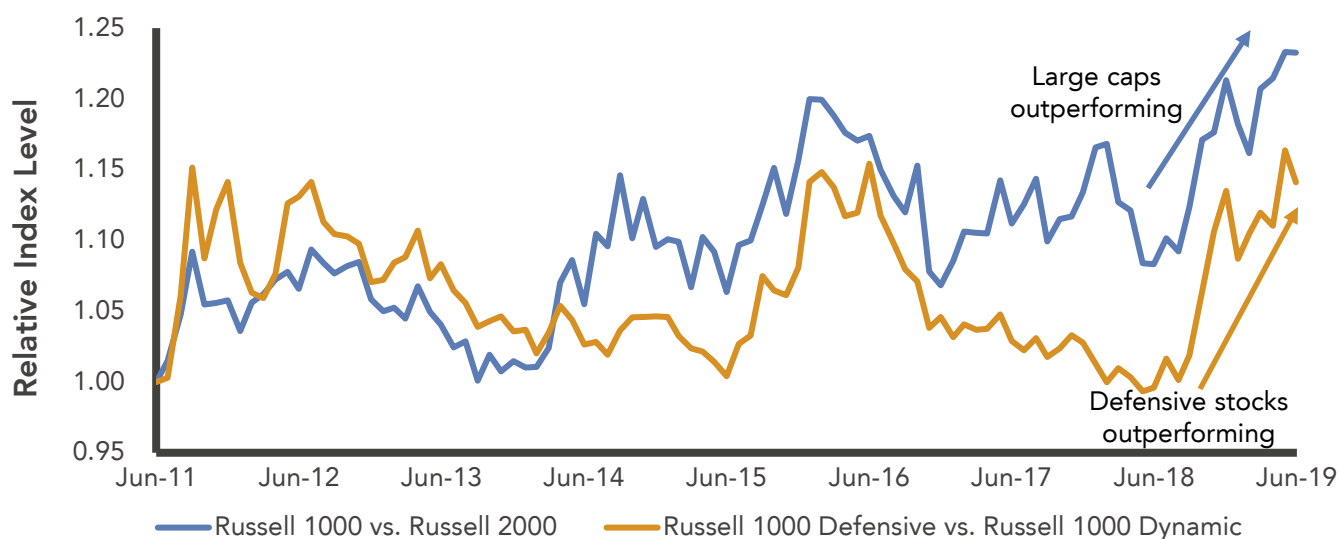


Source: Markov Processes International

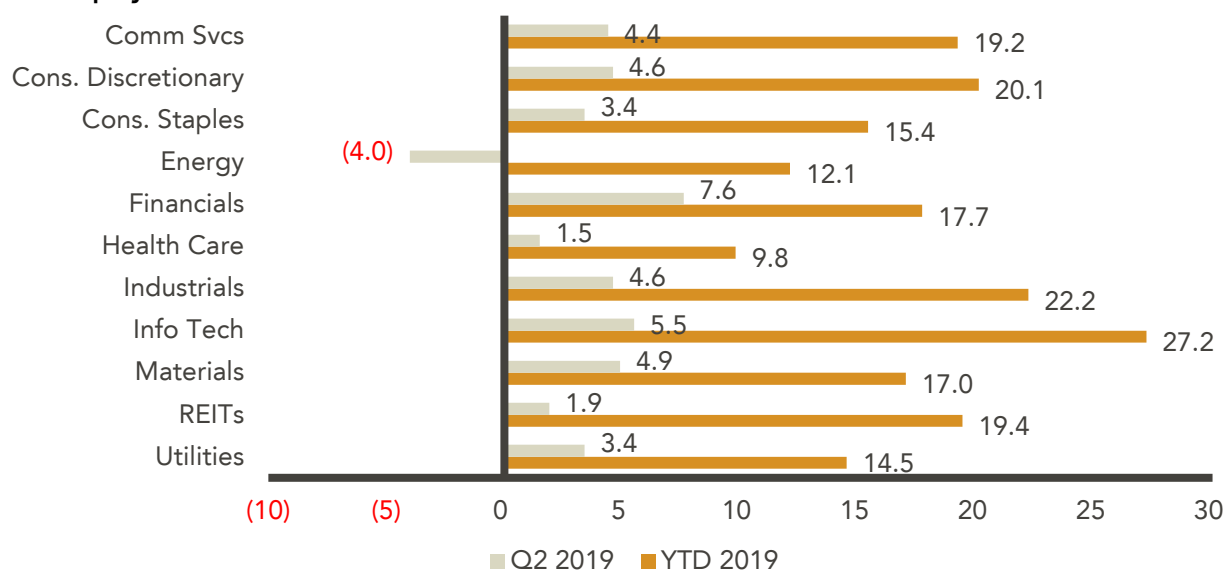
U.S. Equity Markets

- U.S. equity markets saw continued gains in Q2, though defensive areas have kept pace with or even outperformed their more cyclical counterparts for both the quarter and year-to-date. Small caps, for example, have lagged mid- and large-cap equities.
- Further, within mid and large caps, defensive names have slightly outperformed (as measured by the Russell 1000 Defensive Index vs. the Russell 1000 Dynamic Index¹).
- All sectors, except energy, finished the quarter in the black, with financials (+7.6%) leading the way, despite falling long-term rates. Growth stocks, meanwhile, bested value stocks, outperforming across the capitalization spectrum

U.S. Equity Markets: Relative Performance



U.S. Equity Markets: Sector Returns



Sources: Markov Processes International and Thomson Reuters Datastream. ¹Russell Stability Indexes measure sensitivity to economic cycles, credit cycles, and market volatility. The more stable half of the index is called the Defensive Index and the less stable half is called the Dynamic Index.

Global Index Returns

U.S. EQUITY	QTR	YTD	1 Year	3 Year	5 Year	10 Year
S&P 500 Index	4.3	18.5	10.4	14.2	10.7	14.7
Russell 3000 Index	4.1	18.7	9.0	14.0	10.2	14.7
Russell 3000 Growth Index	4.5	21.4	10.6	17.8	13.0	16.1
Russell 3000 Value Index	3.7	16.0	7.3	10.2	7.3	13.1
Russell TOP 200 Index	4.3	17.9	10.9	14.9	11.2	14.6
Russell TOP 200 Growth Index	4.4	20.1	10.8	18.6	14.3	16.4
Russell TOP 200 Value Index	4.2	15.4	10.9	10.8	7.8	12.6
Russell 1000 Index	4.2	18.8	10.0	14.1	10.5	14.8
Russell 1000 Growth Index	4.6	21.5	11.6	18.1	13.4	16.3
Russell 1000 Value Index	3.8	16.2	8.5	10.2	7.5	13.2
Russell Mid-Cap Index	4.1	21.3	7.8	12.2	8.6	15.2
Russell Mid-Cap Growth Index	5.4	26.1	13.9	16.5	11.1	16.0
Russell Mid-Cap Value Index	3.2	18.0	3.7	8.9	6.7	14.6
Russell 2000 Index	2.1	17.0	(3.3)	12.3	7.1	13.4
Russell 2000 Growth Index	2.7	20.4	(0.5)	14.7	8.6	14.4
Russell 2000 Value Index	1.4	13.5	(6.2)	9.8	5.4	12.4

U.S. EQUITY BY SECTOR	QTR	YTD	1 Year	3 Year	5 Year	10 Year
Communication Services	4.4	19.2	21.8	3.6	6.9	10.9
Consumer Discretionary	4.6	20.1	8.3	16.0	12.5	19.2
Consumer Staples	3.4	15.4	14.6	4.6	8.1	12.8
Energy	(4.0)	12.1	(16.5)	(1.0)	(7.4)	4.1
Financials	7.6	17.7	4.8	15.7	10.5	13.4
Health Care	1.5	9.8	11.5	11.9	11.0	16.1
Industrials	4.6	22.2	9.4	13.2	9.1	15.7
Information Technology	5.5	27.2	14.3	25.8	17.9	18.5
Materials	4.9	17.0	(0.4)	9.9	5.0	11.8
Real Estate	1.9	19.4	13.0	6.0	8.6	15.6
Utilities	3.4	14.5	18.3	8.6	10.2	12.6

INT'L/GLOBAL EQUITY	QTR	YTD	1 Year	3 Year	5 Year	10 Year
MSCI EAFE (Net)	3.7	14.0	1.1	9.1	2.2	6.9
MSCI EAFE Growth (Net)	5.7	18.5	4.2	9.7	4.4	8.2
MSCI EAFE Value (Net)	1.5	9.6	(2.1)	8.5	0.1	5.5
MSCI EAFE Small Cap (Net)	1.7	12.5	(6.3)	9.1	4.4	9.7
MSCI AC World Index (Net)	3.6	16.2	5.7	11.6	6.2	10.1
MSCI AC World Index Growth (Net)	4.9	20.1	7.2	13.8	8.5	11.6
MSCI AC World Index Value (Net)	2.3	12.4	4.3	9.4	3.8	8.7
MSCI Europe ex UK (Net)	5.8	16.9	3.4	10.0	1.9	7.0
MSCI United Kingdom (Net)	0.9	12.9	(2.0)	6.9	(0.3)	6.8
MSCI Pacific ex Japan (Net)	5.2	18.0	8.1	11.9	4.0	8.9
MSCI Japan (Net)	1.0	7.7	(4.2)	8.1	4.5	5.8
MSCI Emerging Markets (Net)	0.6	10.6	1.2	10.7	2.5	5.8

FIXED INCOME	QTR	YTD	1 Year	3 Year	5 Year	10 Year
Merrill Lynch 3-month T-Bill	0.6	1.2	2.3	1.4	0.9	0.5
Barclays Intermediate Gov't./Credit	2.6	5.0	6.9	2.0	2.4	3.2
Barclays Aggregate Bond	3.1	6.1	7.9	2.3	2.9	3.9
Barclays Short Government	1.3	2.1	3.2	1.5	1.1	0.9
Barclays Intermediate Government	2.3	4.0	6.2	1.3	1.9	2.4
Barclays Long Government	6.0	10.9	12.3	1.4	5.7	6.5
Barclays Investment Grade Corp.	4.5	9.9	10.7	3.9	4.1	6.1
Barclays High Yield Corp. Bond	2.5	9.9	7.5	7.5	4.7	9.2
JPMorgan Global ex US Bond	3.8	5.4	4.4	0.6	0.3	2.0
JPMorgan Emerging Market Bond	4.1	11.3	12.4	5.5	5.3	7.8
INFLATION SENSITIVE	QTR	YTD	1 Year	3 Year	5 Year	10 Year
Consumer Price Index	0.5	1.0	1.6	2.0	1.5	1.7
BC TIPS	2.9	6.2	4.8	2.1	1.8	3.6
Commodities	(1.2)	5.1	(6.8)	(2.2)	(9.1)	(3.7)
Gold	9.0	10.0	12.1	1.5	0.7	3.6
REITs	1.8	19.3	13.0	5.9	8.9	16.0
FTSE EPRA/NAREIT Global REITs	1.0	15.5	8.3	3.2	5.1	12.2
NCREIF ODCE*	0.8	2.0	5.5	6.6	8.8	8.9
NCREIF Farmland**	0.7	0.7	6.1	6.4	8.2	11.1
NCREIF Timberland**	0.1	0.1	2.4	3.3	4.6	3.7

*Data are preliminary.

**Data are as of March 31, 2019.

PREPARED BY MARQUETTE ASSOCIATES

180 North LaSalle St, Ste 3500, Chicago, Illinois 60601 PHONE 312-527-5500
 CHICAGO BALTIMORE MILWAUKEE PHILADELPHIA ST. LOUIS WEB MarquetteAssociates.com

CONFIDENTIALITY NOTICE: This communication, including attachments, is for the exclusive use of the addressee and contains proprietary, confidential and/or privileged information; any use, copying, disclosure, dissemination or distribution is strictly prohibited. Marquette Associates, Inc. retains all proprietary rights they may have in the information.

The sources of information used in this report are believed to be reliable. Marquette Associates, Inc. has not independently verified all of the information and its accuracy cannot be guaranteed. Opinions, estimates, projections and comments on financial market trends constitute our judgment and are subject to change without notice. References to specific securities are for illustrative purposes only and do not constitute recommendations. Past performance does not guarantee future results.

About Marquette Associates

Marquette Associates is an independent investment consulting firm that guides institutional investment programs with a focused client service approach and careful research. For more than 30 years Marquette has served this mission in close collaboration with clients – enabling institutions to be more effective investment stewards. Marquette is a completely independent and 100% employee-owned consultancy founded with the sole purpose of advising institutions. For more information, please visit www.marquetteassociates.com.

[Page Intentionally Left Blank]



Sussex County Employee Pension Plan

As of June 30, 2019

Observations

- As of June 30, 2019, the Pension Plan Market Value was \$111.7 million
- Q2-19 portfolio investment gain of \$3.5 million, returning 3.2%
- Year-to-Date portfolio investment gain of \$10.9 million, returning 10.7%
- 1-Year portfolio investment gain of \$6.9 million, returning 6.7%
- Positive attribution for the quarter from:
 - Schroder Global Multi-Cap Quality Trust
- Negative attribution for the quarter from:
 - State of Delaware Investment Pool

Looking Ahead

- No recommended changes at this time

Sussex County Employee Pension Plan

As of June 30, 2019

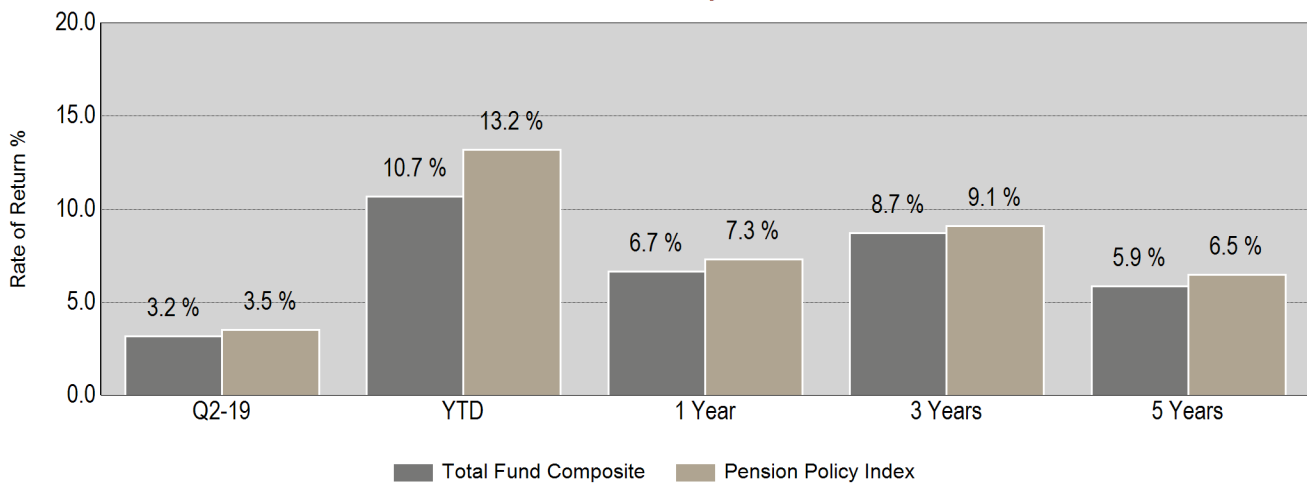
Portfolio Summary

Market Value: \$111.7 Million and 100.0% of Fund

Summary of Cash Flows

	Second Quarter	Year-To-Date	One Year	Three Years	Five Years
Beginning Market Value	\$108,150,017	\$100,768,782	\$94,793,852	\$73,994,465	\$70,904,338
Contributions	\$94,275	\$112,035	\$10,207,623	\$15,432,753	\$16,353,036
Withdrawals	-\$76,285	-\$114,060	-\$215,609	-\$766,381	-\$1,692,613
Net Cash Flow	\$17,990	-\$2,025	\$9,992,014	\$14,666,372	\$14,660,423
Net Investment Change	\$3,507,040	\$10,908,289	\$6,889,181	\$23,014,209	\$26,110,285
Ending Market Value	\$111,675,047	\$111,675,047	\$111,675,047	\$111,675,047	\$111,675,047

Return Summary - Net



Asset Allocation vs. Target

	Current	Policy	Policy Range	Within Range
U.S. Equity	28.7%	29.0%	24.0% - 34.0%	Yes
Global Equity	6.1%	6.0%	1.0% - 11.0%	Yes
Non-U.S. Equity	6.8%	7.0%	2.0% - 12.0%	Yes
U.S. Fixed Income	16.2%	16.0%	11.0% - 21.0%	Yes
Cash Equivalent	2.0%	2.0%	0.0% - 5.0%	Yes
State of Delaware Investment Pool	40.1%	40.0%	0.0% - 100.0%	Yes
Total	100.0%	100.0%		

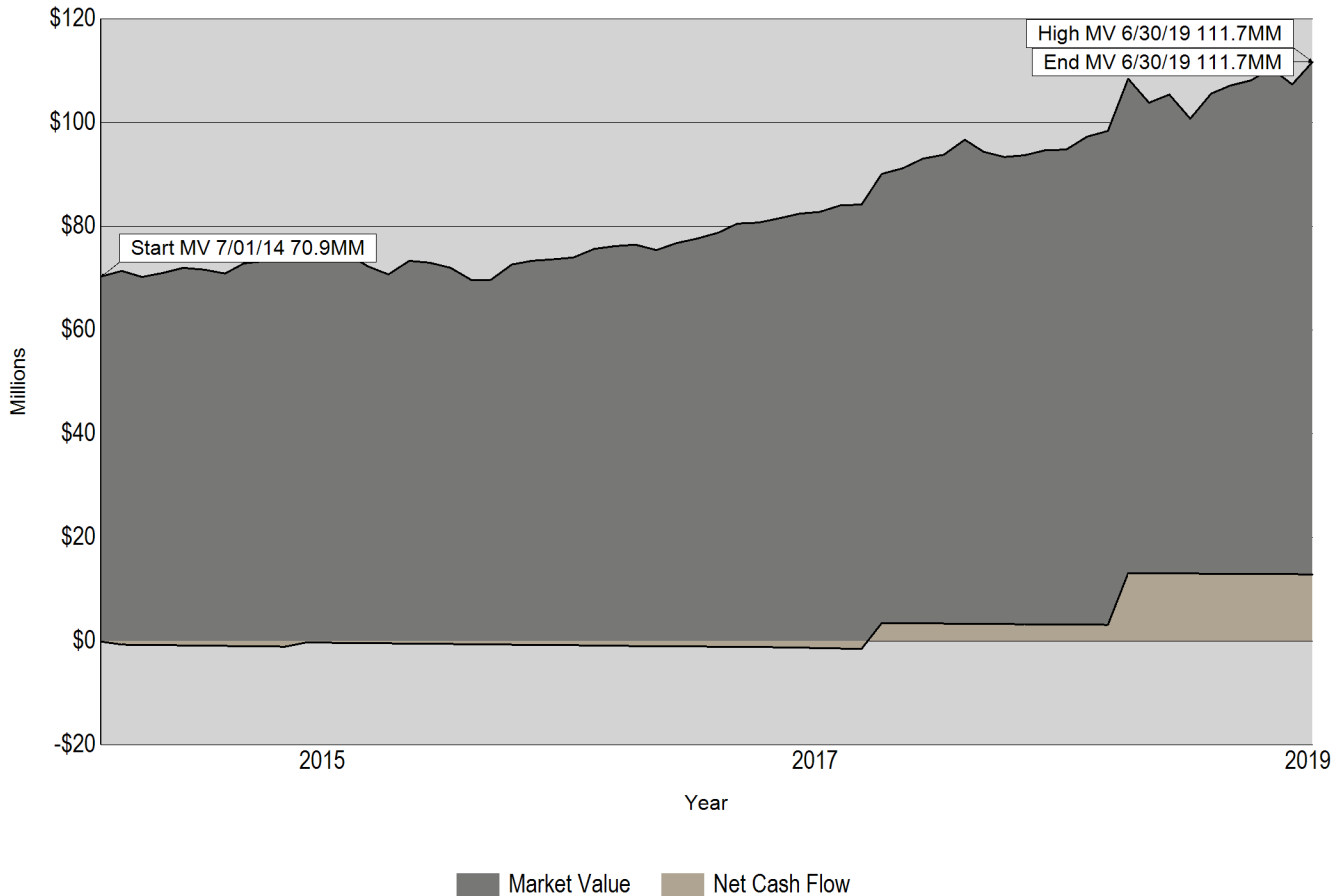
Sussex County Employee Pension Plan

As of June 30, 2019

Market Value Summary

Market Value: \$111.7 Million and 100.0% of Fund

Market Value History 5 Years Ending June 30, 2019



Cash Flow by Investment Manager Quarter Ending June 30, 2019

	Beginning Market Value	Net Cash Flow	Net Investment Change	Ending Market Value
Vanguard S&P 500 Index	\$21,589,772	\$0	\$928,019	\$22,517,791
Vanguard Mid Cap Value	\$5,272,751	\$0	\$203,824	\$5,476,575
Vanguard Extended Market Index	\$3,941,528	\$0	\$119,700	\$4,061,228
MFS Low Volatility Global Equity	\$3,345,041	\$0	\$100,879	\$3,445,920
Schroder Global Multi-Cap Quality Trust	\$3,223,703	\$0	\$131,964	\$3,355,668
Vanguard Total Int'l Stock Index	\$7,377,795	\$0	\$203,402	\$7,581,197
Wilmington Trust Bonds	\$17,708,001	-\$8,711	\$443,889	\$18,143,178
M&T Bank Municipal MM Savings	\$341,295	\$21,817	\$55	\$363,167
Wilmington U.S. Govt MM Fund - MF Acct	\$1,904,965	-\$3,417	\$10,337	\$1,911,885
State of Delaware Investment Pool	\$43,445,165	\$8,302	\$1,364,970	\$44,818,437
Total	\$108,150,017	\$17,990	\$3,507,040	\$111,675,047

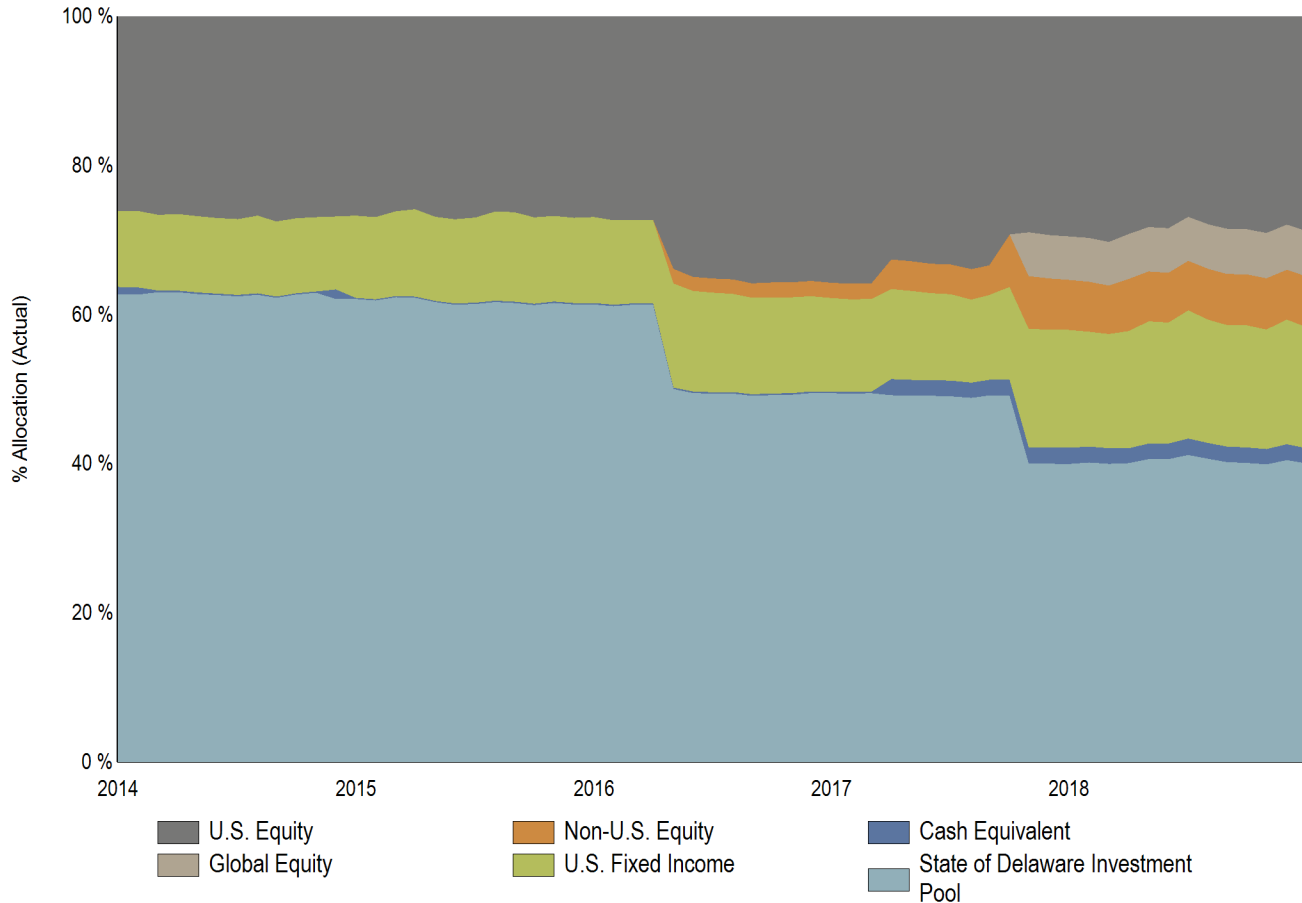
Sussex County Employee Pension Plan

As of June 30, 2019

Asset Allocation Summary

Market Value: \$111.7 Million and 100.0% of Fund

Asset Allocation History 5 Years Ending June 30, 2019



	Market Value	% of Portfolio	Policy %	Policy Difference
Total Equity Composite	46,438,379	41.6	42.0	-0.4
Vanguard S&P 500 Index	22,517,791	20.2		
Vanguard Mid Cap Value	5,476,575	4.9		
Vanguard Extended Market Index	4,061,228	3.6		
MFS Low Volatility Global Equity	3,445,920	3.1		
Schroder Global Multi-Cap Quality Trust	3,355,668	3.0		
Vanguard Total Int'l Stock Index	7,581,197	6.8		
Fixed Income Composite	18,143,178	16.2	16.0	0.2
Wilmington Trust Bonds	18,143,178	16.2		
Cash & Equivalents	2,275,052	2.0	2.0	0.0
M&T Bank Municipal MM Savings	363,167	0.3		
Wilmington U.S. Govt MM Fund - MF Acct	1,911,885	1.7		
Balanced Pool Composite	44,818,437	40.1	40.0	0.1
State of Delaware Investment Pool	44,818,437	40.1		

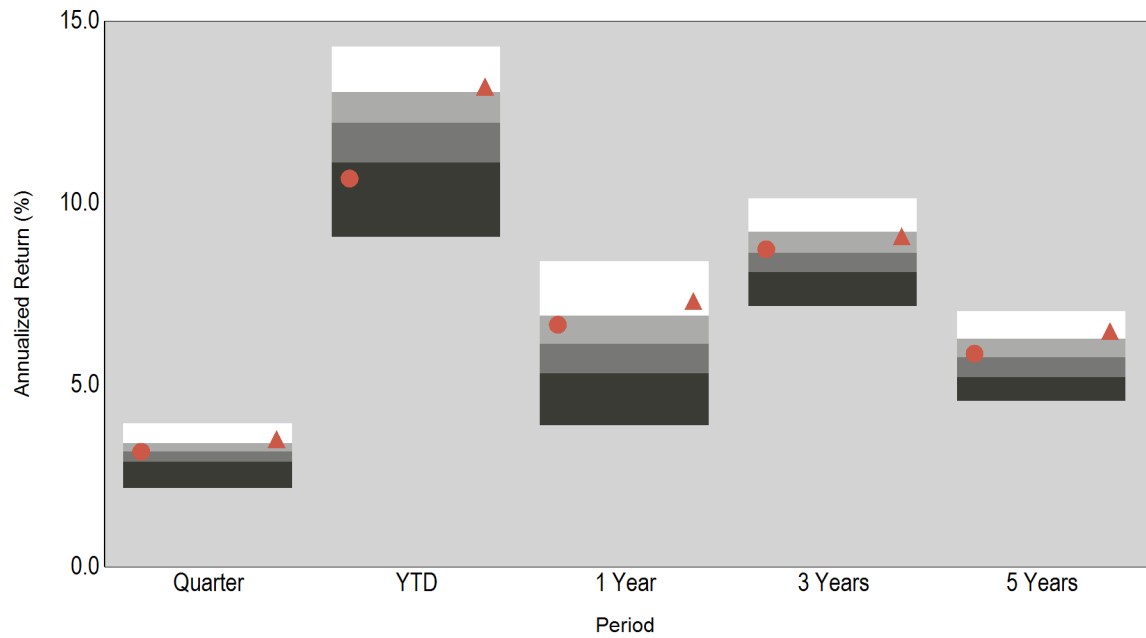
Sussex County Employee Pension Plan

As of June 30, 2019

Annualized Returns (Net)

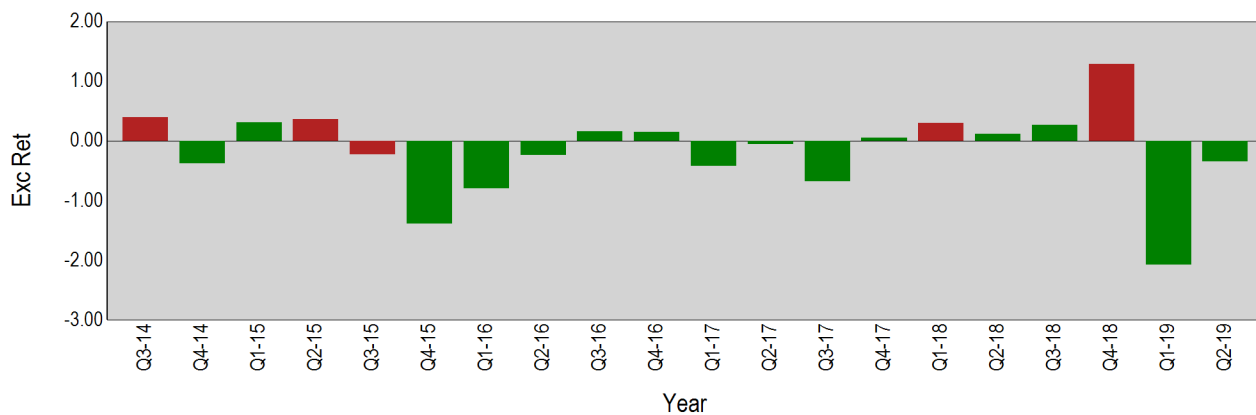
Market Value: \$111.7 Million and 100.0% of Fund

InvMetrics Public DB Net Return Comparison



	Return (Rank)									
5th Percentile	3.9	14.3	8.4	10.1	7.0					
25th Percentile	3.4	13.0	6.9	9.2	6.3					
Median	3.2	12.2	6.1	8.6	5.7					
75th Percentile	2.9	11.1	5.3	8.1	5.2					
95th Percentile	2.2	9.1	3.9	7.2	4.6					
# of Portfolios	234	233	228	218	204					
● Total Fund Composite	3.2 (50)	10.7 (82)	6.7 (32)	8.7 (47)	5.9 (45)					
▲ Pension Policy Index	3.5 (22)	13.2 (22)	7.3 (18)	9.1 (31)	6.5 (15)					

Quarterly Excess Performance - Net



■ Quarterly Out/Under Performance, Rising Market
■ Quarterly Out/Under Performance, Falling Market

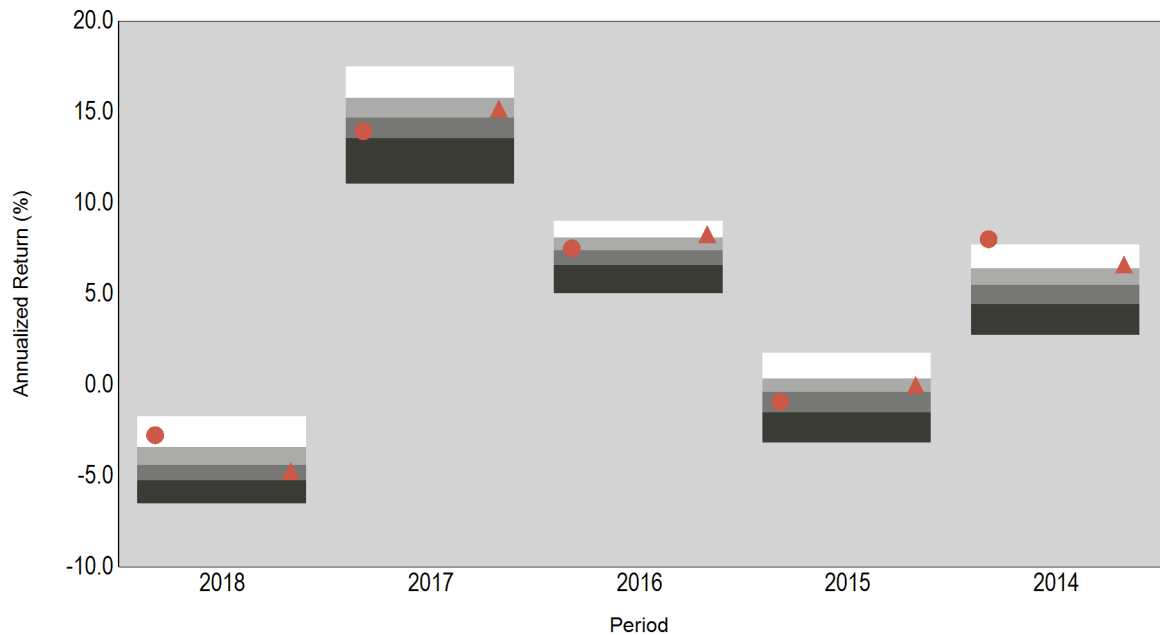
Sussex County Employee Pension Plan

As of June 30, 2019

Calendar Year Returns (Net)

Market Value: \$111.7 Million and 100.0% of Fund

InvMetrics Public DB Net Return Comparison



	Return (Rank)									
5th Percentile	-1.7	17.5	9.0	1.7	7.7					
25th Percentile	-3.4	15.8	8.1	0.4	6.4					
Median	-4.4	14.7	7.4	-0.4	5.5					
75th Percentile	-5.2	13.6	6.6	-1.5	4.4					
95th Percentile	-6.5	11.1	5.0	-3.2	2.7					
# of Portfolios	496	269	269	262	210					
● Total Fund Composite	-2.7	(13)	13.9	(69)	7.5	(48)	-0.9	(66)	8.0	(4)
▲ Pension Policy Index	-4.7	(61)	15.2	(38)	8.3	(24)	0.0	(34)	6.6	(21)

Policy Index History

Total Fund Composite			
4/1/2018	Present	40% Balanced Pooled Fund Policy Index / 32% Russell 3000 / 10% MSCI ACWI ex USA / 16% BBgBarc US Govt/Credit Int TR / 2% ICE BofAML 91 Days T-Bills TR	
9/1/2017	3/31/2018	50% Balanced Pooled Fund Policy Index / 32% Russell 3000 / 4% MSCI ACWI ex USA / 12% BBgBarc US Govt/Credit Int TR / 2% ICE BofAML 91 Days T-Bills TR	
10/1/2016	8/31/2017	50% Balanced Pooled Fund Policy Index / 34% Russell 3000 / 2% MSCI ACWI ex USA / 12% BBgBarc US Govt/Credit Int TR / 2% ICE BofAML 91 Days T-Bills TR	
1/1/2016	9/30/2016	60% Balanced Pooled Fund Policy Index / 24% Russell 3000 / 14% BBgBarc US Govt/Credit Int TR / 2% ICE BofAML 91 Days T-Bills TR	
7/1/2014	12/31/2015	60% Balanced Pooled Fund Policy Index / 24% Russell 3000 / 14% BBgBarc US Govt Int TR / 2% ICE BofAML 91 Days T-Bills TR	
1/1/2009	6/30/2014	46% Russell 3000 / 40% BBgBarc US Govt/Credit Int TR / 14% MSCI EAFE	

Sussex County Employee Pension Plan

As of June 30, 2019

Annualized Returns (Net)

Market Value: \$111.7 Million and 100.0% of Fund

	3 Mo	YTD	1 Yr	5 Yrs	Market Value	% of Portfolio	Inception	Inception Date
Total Equity Composite	3.8	17.1	7.0	8.7	46,438,379	41.6	14.3	Sep-11
<i>Total Equity Policy Index</i>	3.8	17.5	7.2	9.4			14.3	Sep-11
Vanguard S&P 500 Index	4.3	18.5	10.4	10.7	22,517,791	20.2	14.0	Oct-16
<i>S&P 500</i>	4.3	18.5	10.4	10.7			14.0	Oct-16
<i>Large Blend MStar MF Rank</i>	38	36	27	13			22	Oct-16
Vanguard Mid Cap Value	3.9	18.2	3.5	7.5	5,476,575	4.9	7.3	Dec-14
<i>CRSP US Mid Cap Value TR USD</i>	3.9	18.3	3.6	7.5			7.3	Dec-14
<i>Mid-Cap Value MStar MF Rank</i>	32	32	27	20			30	Dec-14
Vanguard Extended Market Index	3.0	19.5	2.0	7.8	4,061,228	3.6	8.6	Oct-14
<i>S&P Completion Index TR</i>	3.0	19.5	1.9	7.7			8.5	Oct-14
<i>SMID Blend MStar MF Rank</i>	42	26	28	22			22	Oct-14
MFS Low Volatility Global Equity	3.0	12.6	10.6	--	3,445,920	3.1	9.4	May-18
<i>MSCI ACWI</i>	3.6	16.2	5.7	--			4.5	May-18
<i>eV Global Low Volatility Equity Net Rank</i>	64	73	20	--			17	May-18
Schroder Global Multi-Cap Quality Trust	4.1	16.3	8.2	--	3,355,668	3.0	7.0	May-18
<i>MSCI ACWI</i>	3.6	16.2	5.7	--			4.5	May-18
<i>eV Global Core Equity Net Rank</i>	39	47	28	--			32	May-18
Vanguard Total Int'l Stock Index	2.8	13.3	0.6	2.3	7,581,197	6.8	7.3	Oct-16
<i>FTSE Global All Cap ex US</i>	3.0	13.6	0.8	2.7			7.7	Oct-16
<i>Foreign MStar MF Rank</i>	59	61	35	56			39	Oct-16
Fixed Income Composite					18,143,178	16.2		
Wilmington Trust Bonds	2.5	4.7	6.7	2.3	18,143,178	16.2	2.0	Sep-10
<i>WT Fixed Income Policy Income</i>	2.6	5.0	6.9	2.4			2.1	Sep-10
<i>eV US Interm Duration Fixed Inc Net Rank</i>	45	69	47	69			94	Sep-10
Cash & Equivalents					2,275,052	2.0		
M&T Bank Municipal MM Savings					363,167	0.3		
Wilmington U.S. Govt MM Fund - MF Acct					1,911,885	1.7		
Balanced Pool Composite					44,818,437	40.1		
State of Delaware Investment Pool	3.0	7.6	6.5	5.2	44,818,437	40.1	7.5	Jul-12
<i>Balanced Pooled Fund Policy Index</i>	3.5	12.5	7.3	5.7			7.8	Jul-12
<i>InvMetrics Public DB Net Rank</i>	68	98	39	79			74	Jul-12

Sussex County Employee Pension Plan

As of June 30, 2019

Investment Manager Fees

Market Value: \$111.7 Million and 100.0% of Fund

Account	Fee Schedule	% of Portfolio	Estimated Annual Fee (\$)	Estimated Annual Fee (%)
Vanguard S&P 500 Index	0.05% of Assets	20.2%	\$11,259	0.05%
Vanguard Mid Cap Value	0.07% of Assets	4.9%	\$3,834	0.07%
Vanguard Extended Market Index	0.08% of Assets	3.6%	\$3,249	0.08%
MFS Low Volatility Global Equity	0.46% of Assets	3.1%	\$15,851	0.46%
Schroder Global Multi-Cap Quality Trust	0.65% of Assets	3.0%	\$21,812	0.65%
Vanguard Total Int'l Stock Index	0.09% of Assets	6.8%	\$6,823	0.09%
Wilmington Trust Bonds	0.20% of Assets	16.2%	\$36,286	0.20%
M&T Bank Municipal MM Savings	No Fee	0.3%	--	--
Wilmington U.S. Govt MM Fund - MF Acct	0.27% of Assets	1.7%	\$5,162	0.27%
State of Delaware Investment Pool	0.60% of Assets	40.1%	\$268,911	0.60%
Investment Management Fee		100.0%	\$373,187	0.33%

Total Equity Composite

As of June 30, 2019

Characteristics

Market Value: \$46.4 Million and 41.6% of Fund

Total Equity Composite Top Ten Equity Holdings

MICROSOFT	2.1%
APPLE	1.7%
AMAZON.COM	1.6%
JOHNSON & JOHNSON	1.0%
FACEBOOK CLASS A	0.9%
BERKSHIRE HATHAWAY 'B'	0.8%
JP MORGAN CHASE & CO.	0.8%
ALPHABET A	0.7%
PFIZER	0.7%
ALPHABET 'C'	0.7%
Total For Top Ten Holdings	11.1%

Regional Equity Allocation Summary

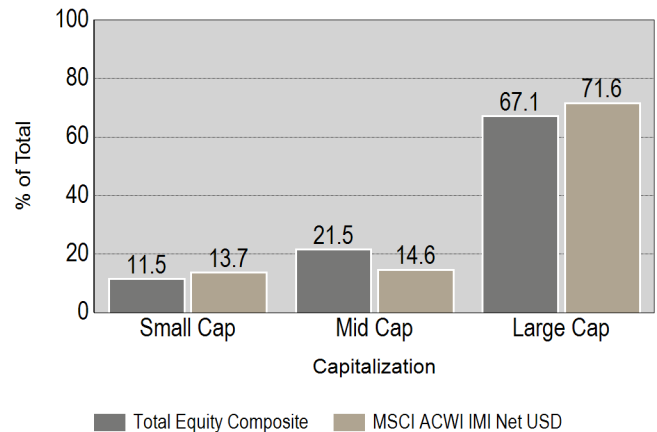
Benchmark: MSCI ACWI IMI Net USD

Region	% of Total	% of Bench	% Diff
North America ex U.S.	1.9%	3.1%	-1.2%
United States	77.2%	54.8%	22.4%
Europe Ex U.K.	7.3%	13.7%	-6.4%
United Kingdom	1.8%	5.1%	-3.4%
Pacific Basin Ex Japan	2.6%	3.9%	-1.3%
Japan	4.2%	7.5%	-3.4%
Emerging Markets	4.6%	11.3%	-6.7%
Other	0.4%	0.6%	-0.1%
Total	100.0%	100.0%	0.0%

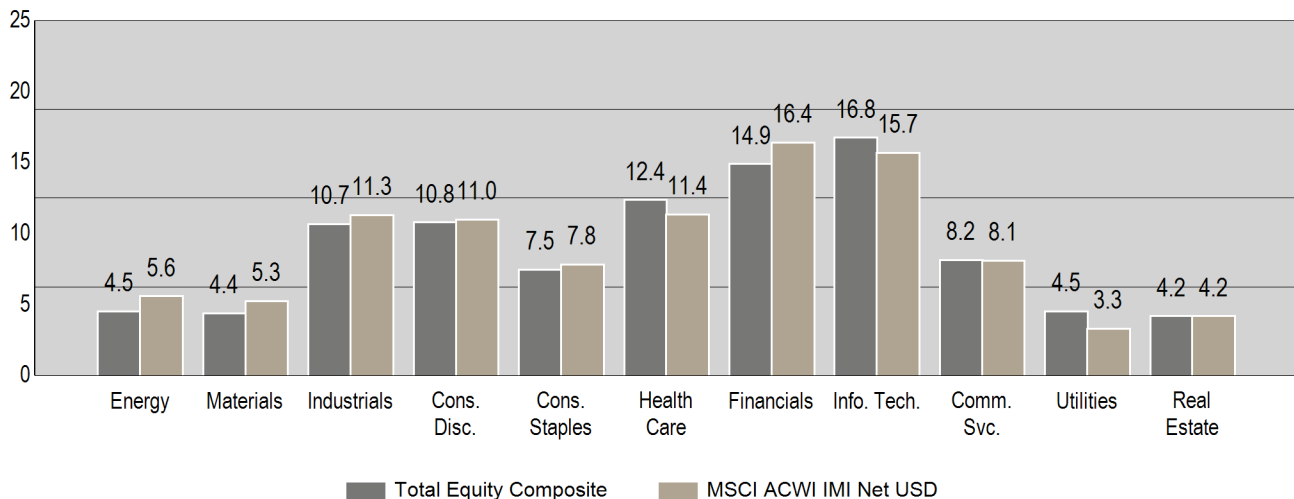
Characteristics

	Portfolio	MSCI ACWI IMI Net USD
Number of Holdings	10,182	8,834
Weighted Avg. Market Cap. (\$B)	133.1	129.8
Median Market Cap. (\$B)	1.5	1.8
Price To Earnings	18.6	17.5
Price To Book	3.0	2.9
Price To Sales	1.6	1.4
Return on Equity (%)	19.3	18.4
Yield (%)	2.2	2.4
Beta (holdings; global)	1.0	2.9

Market Capitalization As of June 30, 2019



Sector Allocation (%) vs MSCI ACWI IMI Net USD



Equity Characteristics exclude the State of Delaware Investment Pool

Total Equity Composite

As of June 30, 2019

Characteristics

Market Value: \$46.4 Million and 41.6% of Fund

Common Holdings Matrix

	<i>Vanguard S&P 500 Index</i>		<i>Vanguard Mid Cap Value</i>		<i>Vanguard Extended Market Index</i>		<i>MFS Low Volatility Global Equity</i>		<i>Schroder Global Multi-Cap Quality Trust</i>		<i>Vanguard Total Int'l Stock Index</i>	
	#	%	#	%	#	%	#	%	#	%	#	%
Vanguard S&P 500 Index	--	--	154	82	3	0	31	37	114	45	1	0
Vanguard Mid Cap Value	154	8	--	--	47	7	4	4	24	9	1	0
Vanguard Extended Market Index	3	0	47	16	--	--	5	6	46	8	0	0
MFS Low Volatility Global Equity	31	14	4	2	5	1	--	--	25	13	49	7
Schroder Global Multi-Cap Quality Trust	114	37	24	12	46	4	25	34	--	--	180	14
Vanguard Total Int'l Stock Index	1	0	1	1	0	0	49	52	180	39	--	--

Wilmington Trust Bonds

As of June 30, 2019

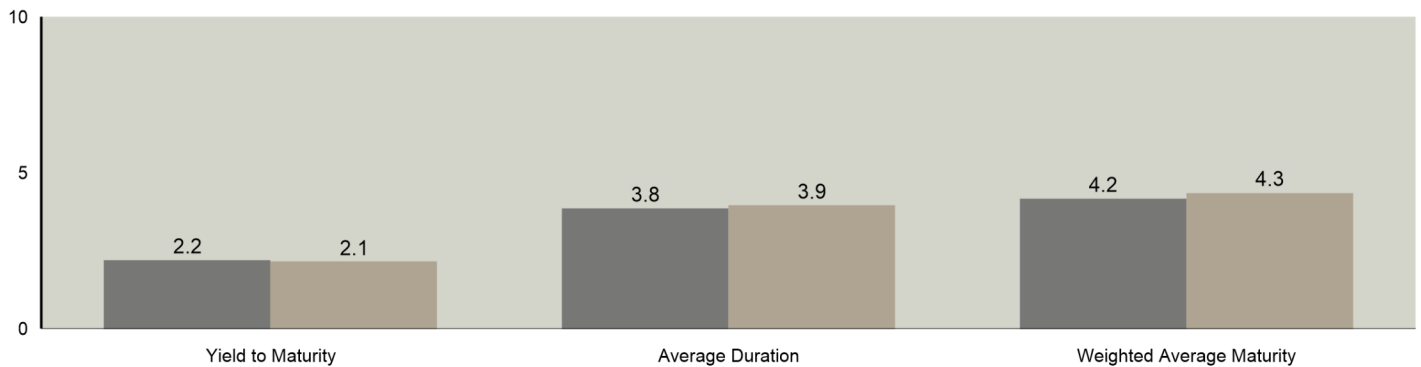
Characteristics

Market Value: \$18.1 Million and 16.2% of Fund

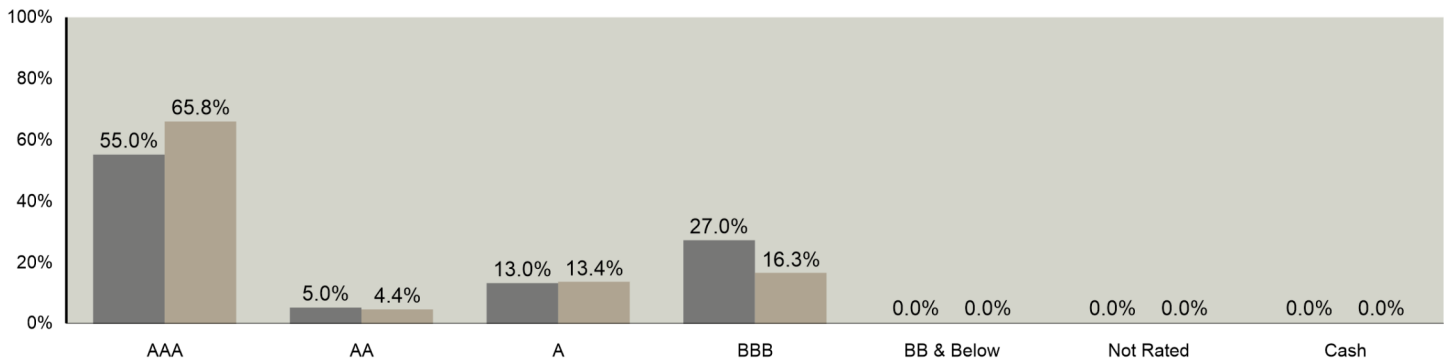
Manager Summary

Strategy focuses equally on duration management, sector selection and yield curve exposure. Assess overall market environment and position portfolio to benefit from realistic expectations. Will actively trade, including analysis of technical factors, price momentum, interest rate outlook and yield curve movement.

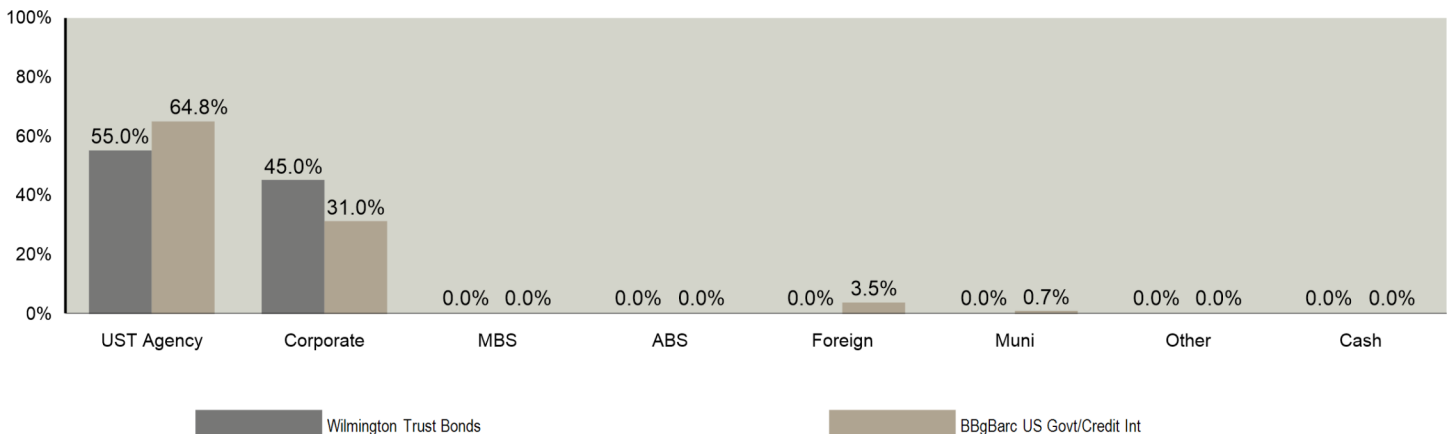
Summary Characteristics



Credibility Quality Allocation



US Sector Allocation





Investment Managers

Vanguard S&P 500 Index

As of June 30, 2019

Characteristics

Market Value: \$22.5 Million and 20.2% of Fund

Manager Summary: Passively-managed. Seeks to track the performance of the S&P 500 Index. Invests in large-cap U.S. equities diversified among growth and value styles. Fund remains fully invested.

Characteristics

	Portfolio	S&P 500
Number of Holdings	511	505
Weighted Avg. Market Cap. (\$B)	225.0	225.0
Median Market Cap. (\$B)	22.1	22.1
Price To Earnings	20.6	20.6
Price To Book	3.6	3.6
Price To Sales	2.1	2.1
Return on Equity (%)	26.9	26.9
Yield (%)	2.0	2.0
Beta (holdings; domestic)	1.0	1.0

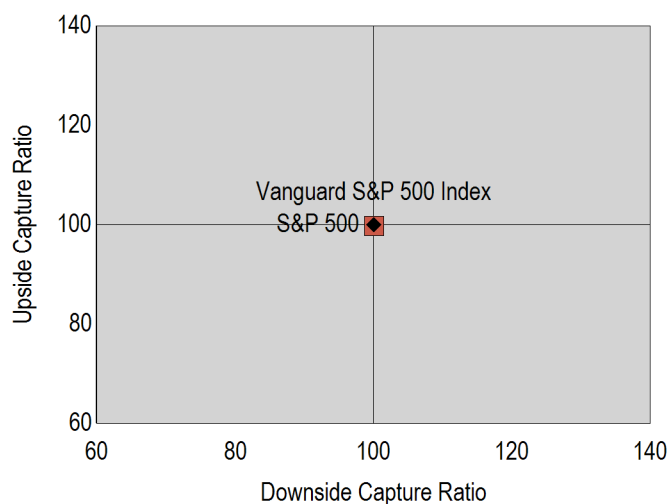
Largest Holdings

MICROSOFT	4.2%
APPLE	3.5%
AMAZON.COM	3.2%
FACEBOOK CLASS A	1.9%
BERKSHIRE HATHAWAY 'B'	1.7%
JOHNSON & JOHNSON	1.5%
JP MORGAN CHASE & CO.	1.5%
ALPHABET 'C'	1.4%
EXXON MOBIL	1.3%
ALPHABET A	1.3%
Total For Top Ten Holdings	21.6%

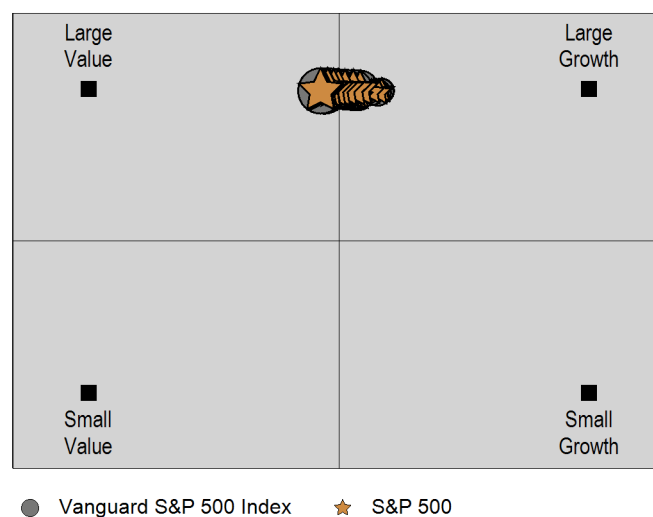
Market Capitalization

	Small Cap	Mid Cap	Large Cap	Unclassified
Vanguard S&P 500 Index	0.0%	17.3%	82.4%	0.3%
S&P 500	0.2%	17.1%	82.7%	0.0%
Weight Over/Under	-0.1%	0.2%	-0.4%	0.3%

Upside Capture Ratio vs. Downside Capture Ratio 5 Years Ending June 30, 2019



Style Drift - 5 Years



Vanguard Mid Cap Value

As of June 30, 2019

Characteristics

Market Value: \$5.5 Million and 4.9% of Fund

Manager Summary: Passively-managed. Seeks to track the performance of the CRSP US Mid Cap Value Index. Invests in value stocks of medium-size U.S. companies. Fund remains fully invested.

Characteristics

	Portfolio	CRSP US Mid Cap Value TR USD
Number of Holdings	208	202
Weighted Avg. Market Cap. (\$B)	14.6	14.6
Median Market Cap. (\$B)	11.2	11.4
Price To Earnings	17.0	17.1
Price To Book	2.3	2.3
Price To Sales	1.2	1.2
Return on Equity (%)	15.5	15.6
Yield (%)	2.3	2.3
Beta (holdings; domestic)	1.0	1.0

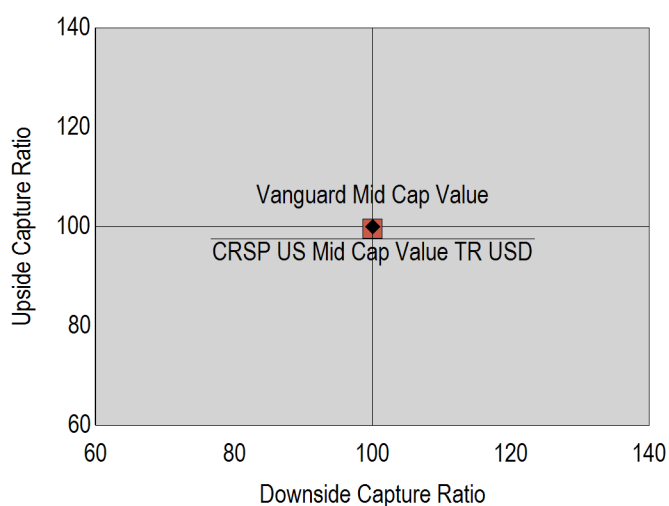
Largest Holdings

NEWMONT GOLDCORP	1.5%
MOTOROLA SOLUTIONS	1.3%
WEC ENERGY GROUP	1.2%
WILLIS TOWERS WATSON	1.2%
EVERSOURCE ENERGY	1.2%
DTE ENERGY	1.1%
BALL	1.1%
FIRSTENERGY	1.1%
M&T BANK	1.0%
AMERICAN WATER WORKS	1.0%
Total For Top Ten Holdings	11.7%

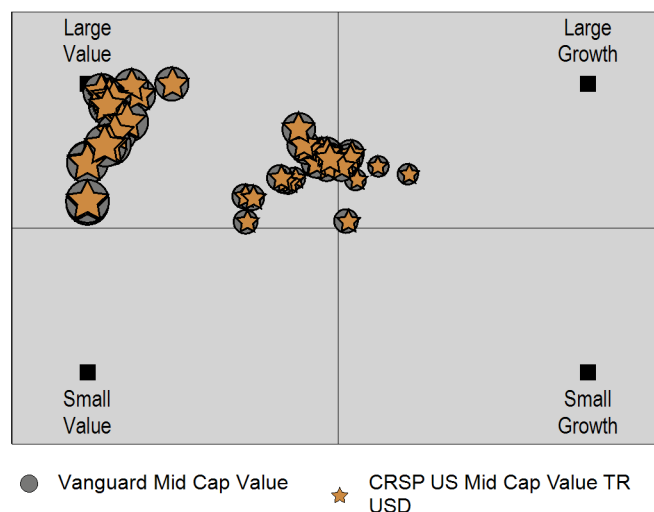
Market Capitalization

	Small Cap	Mid Cap	Large Cap	Unclassified
Vanguard Mid Cap Value	2.0%	71.5%	24.9%	1.6%
CRSP US Mid Cap Value TR USD	2.0%	70.6%	27.4%	0.0%
Weight Over/Under	0.1%	0.9%	-2.6%	1.6%

Upside Capture Ratio vs. Downside Capture Ratio 5 Years Ending June 30, 2019



Style Drift - 5 Years



Vanguard Extended Market Index

As of June 30, 2019

Characteristics

Market Value: \$4.1 Million and 3.6% of Fund

Manager Summary: Seeks to track the performance of the S&P Completion Index. Mid- and small-cap equity diversified across growth and value styles. Passively managed, using index sampling. Fund remains fully invested. Low expenses help minimize net tracking error.

Characteristics

	Portfolio	S&P Completion Index TR
Number of Holdings	3,264	3,206
Weighted Avg. Market Cap. (\$B)	7.7	7.7
Median Market Cap. (\$B)	0.6	0.6
Price To Earnings	20.3	20.3
Price To Book	2.8	2.8
Price To Sales	1.4	1.4
Return on Equity (%)	5.9	6.0
Yield (%)	1.4	1.4
Beta (holdings; domestic)	1.2	1.2

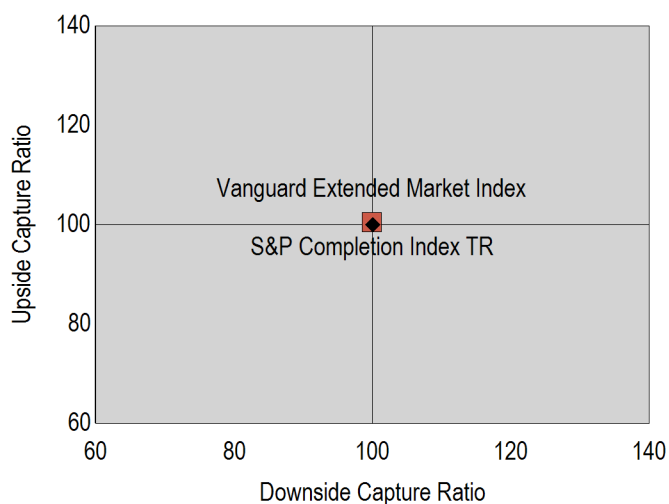
Largest Holdings

SERVICENOW	1.0%
WORLDPAY A	0.8%
WORKDAY CLASS A	0.7%
TESLA	0.6%
T-MOBILE US	0.5%
SQUARE CL.A	0.5%
LAS VEGAS SANDS	0.4%
VEEVA SYSTEMS CL.A	0.4%
COSTAR GP.	0.4%
PALO ALTO NETWORKS	0.4%
Total For Top Ten Holdings	5.6%

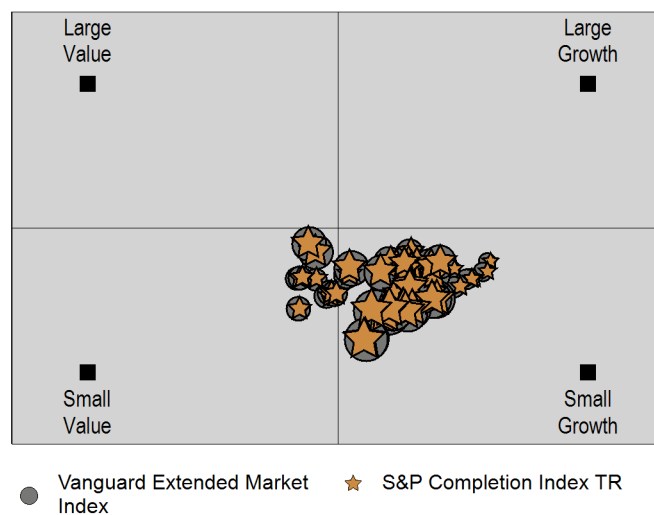
Market Capitalization

	Small Cap	Mid Cap	Large Cap	Unclassified
Vanguard Extended Market Index	31.5%	61.2%	4.1%	3.2%
S&P Completion Index TR	32.6%	63.2%	4.2%	0.0%
Weight Over/Under	-1.1%	-2.0%	-0.1%	3.2%

Upside Capture Ratio vs. Downside Capture Ratio 5 Years Ending June 30, 2019



Style Drift - 5 Years



MFS Low Volatility Global Equity

As of June 30, 2019

Characteristics

Market Value: \$3.4 Million and 3.1% of Fund

Manager Summary: Strategy seeks to produce long-term excess market returns with less volatility than the market. Investment process combines quantitative inputs and fundamental analysis. Only stocks that exhibit low volatility are considered for further analysis. Fundamental inputs include analyst expectations for earnings and valuation. Stocks are then rated buy, hold, or sell. Strategy typically holds 80-120 names with a maximum position limit of 4%.

Beta (holdings; global)	0.6	3.0	PEPSICO	2.0%
			Total For Top Ten Holdings	23.3%

Market Capitalization

	Small Cap	Mid Cap	Large Cap	Unclassified
MFS Low Volatility Global Equity	11.5%	20.4%	68.1%	0.0%
MSCI ACWI	3.2%	15.1%	81.7%	0.0%
<i>Weight Over/Under</i>	8.3%	5.4%	-13.6%	0.0%

Schroder Global Multi-Cap Quality Trust

As of June 30, 2019

Characteristics

Market Value: \$3.4 Million and 3.0% of Fund

Manager Summary: Quantitative process leads to a diversified, all-cap portfolio with U.S., Non-U.S. developed and emerging market exposure. The team seeks high-quality (profitability, stability, and financial strength) stocks trading at attractive valuations. Weighting scheme favors more liquid securities. Portfolio tends to hold more than 400 stocks.

Characteristics			Largest Holdings	
	Portfolio	MSCI ACWI		
Number of Holdings	362	2,847	NOVARTIS 'R'	1.2%
Weighted Avg. Market Cap. (\$B)	68.6	147.7	ROCHE HOLDING	1.1%
Median Market Cap. (\$B)	12.4	9.4	BRISTOL MYERS SQUIBB	1.0%
Price To Earnings	17.7	17.6	EBAY	1.0%
Price To Book	3.7	2.9	ASTELLAS PHARMA	1.0%
Price To Sales	2.4	1.5	GLAXOSMITHKLINE	1.0%
Return on Equity (%)	29.8	20.0	AMGEN	1.0%
Yield (%)	2.6	2.5	COGNIZANT TECH.SLTN.'A'	1.0%
Beta (holdings; global)	0.9	3.0	PFIZER	1.0%
			ABBVIE	1.0%
			Total For Top Ten Holdings	10.3%

	Market Capitalization			
	Small Cap	Mid Cap	Large Cap	Unclassified
Schroder Global Multi-Cap Quality Trust	14.3%	23.6%	62.1%	0.0%
MSCI ACWI	3.2%	15.1%	81.7%	0.0%
<i>Weight Over/Under</i>	<i>11.1%</i>	<i>8.5%</i>	<i>-19.6%</i>	<i>0.0%</i>

Vanguard Total Int'l Stock Index

As of June 30, 2019

Characteristics

Market Value: \$7.6 Million and 6.8% of Fund

Manager Summary: Passively managed. Seeks to track the performance of the FTSE Global All Cap ex US Index. Broad exposure across developed and emerging non-U.S. equity markets. Fund remains fully invested.

Characteristics

	Portfolio	FTSE Global All Cap ex US
Number of Holdings	6,383	6,700
Weighted Avg. Market Cap. (\$B)	55.1	56.5
Median Market Cap. (\$B)	1.6	1.6
Price To Earnings	14.8	14.8
Price To Book	2.2	2.3
Price To Sales	1.1	1.1
Return on Equity (%)	14.5	14.7
Yield (%)	3.1	3.2
Beta (holdings; global)	0.9	4.8

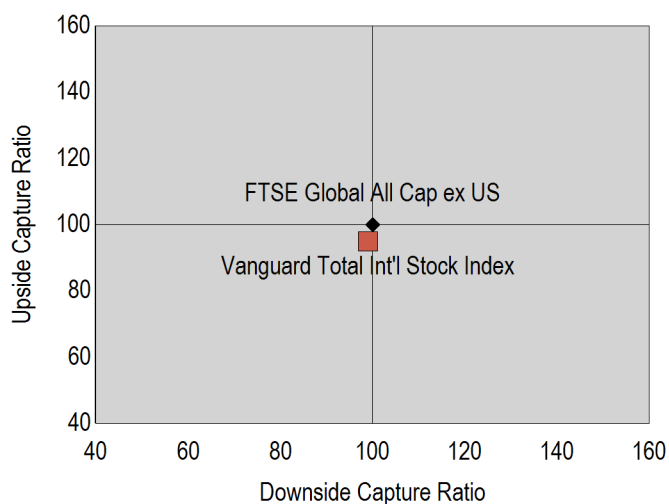
Largest Holdings

NESTLE 'R'	1.4%
TENCENT HOLDINGS	1.1%
ALIBABA GROUP HLDG.SPN. ADR 1:1	0.9%
NOVARTIS 'R'	0.9%
ROCHE HOLDING	0.9%
SAMSUNG ELECTRONICS	0.8%
TAIWAN SEMICON.MNFG.	0.8%
TOYOTA MOTOR	0.7%
ROYAL DUTCH SHELL A(LON)	0.6%
TOTAL	0.6%
Total For Top Ten Holdings	8.7%

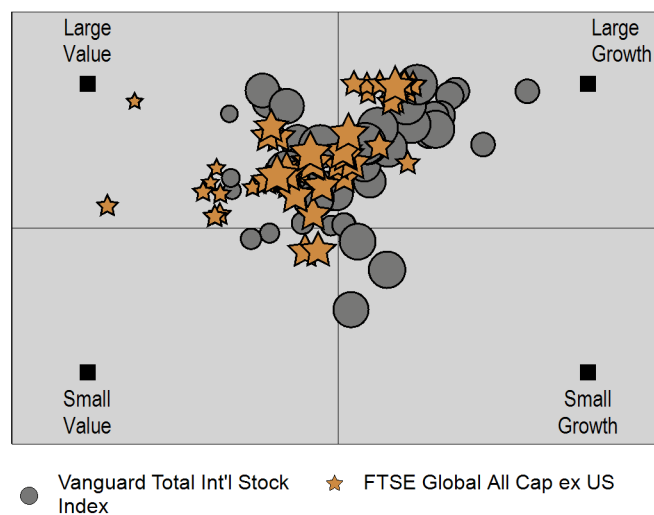
Market Capitalization

	Small Cap	Mid Cap	Large Cap	Unclassified
Vanguard Total Int'l Stock Index	21.7%	19.2%	59.1%	0.0%
MSCI ACWI ex USA	6.2%	19.9%	73.8%	0.0%
Weight Over/Under	15.5%	-0.7%	-14.7%	0.0%

Upside Capture Ratio vs. Downside Capture Ratio 5 Years Ending June 30, 2019



Style Drift - 5 Years



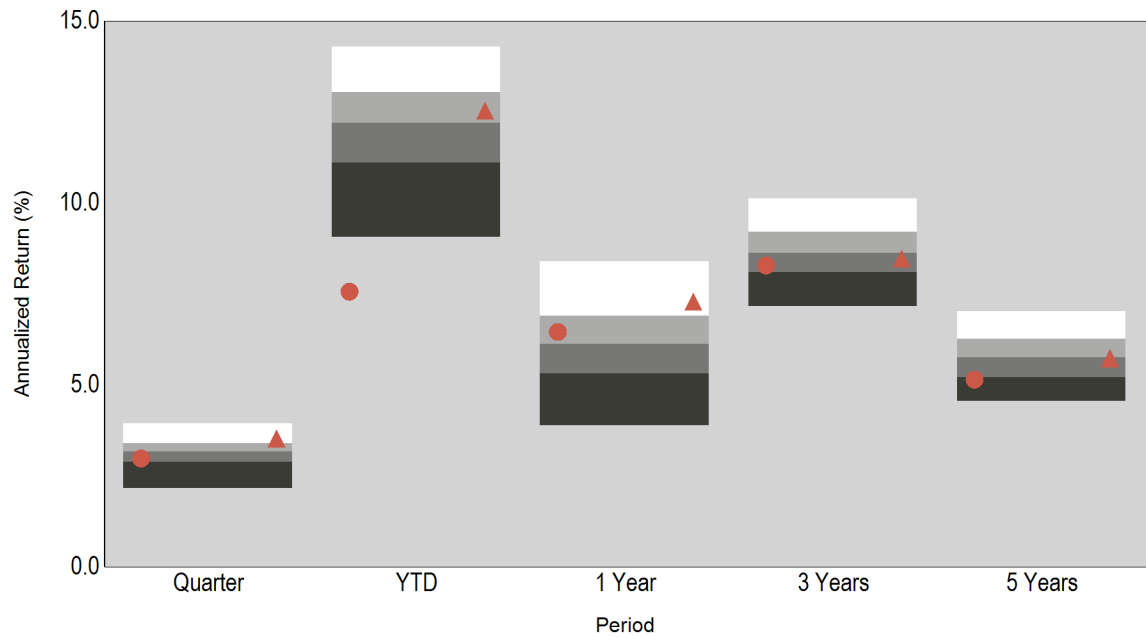
State of Delaware Investment Pool

As of June 30, 2019

Characteristics

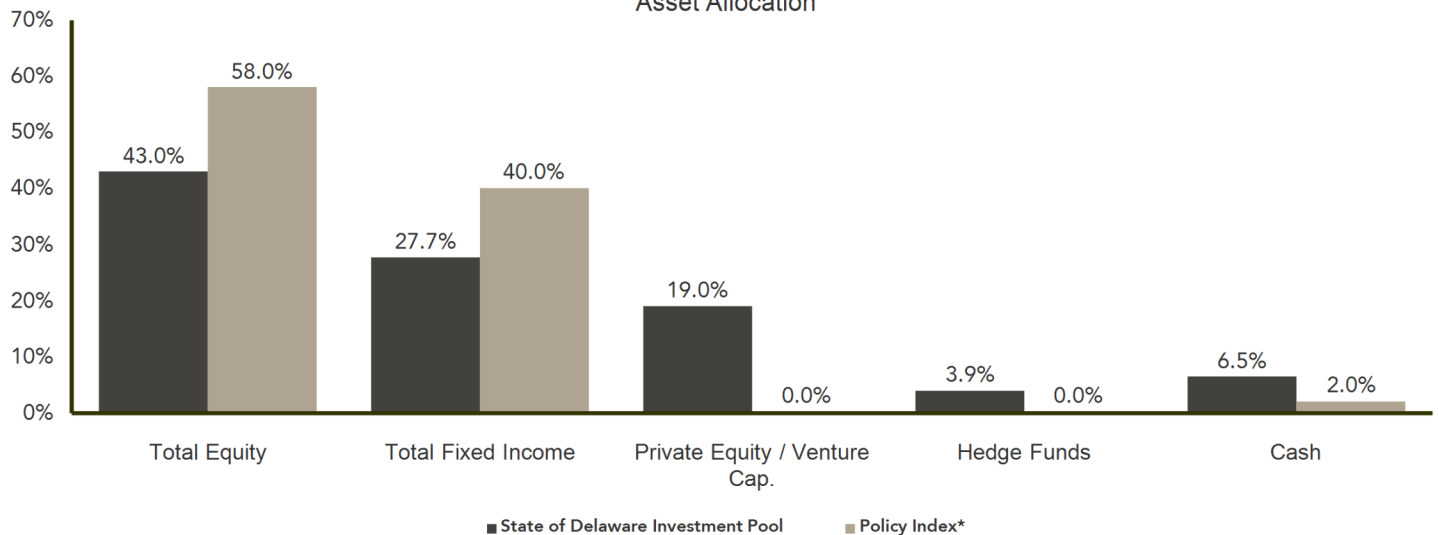
Market Value: \$44.8 Million and 40.1% of Fund

InvMetrics Public DB Net Return Comparison



	Return (Rank)				
5th Percentile	3.9	14.3	8.4	10.1	7.0
25th Percentile	3.4	13.0	6.9	9.2	6.3
Median	3.2	12.2	6.1	8.6	5.7
75th Percentile	2.9	11.1	5.3	8.1	5.2
95th Percentile	2.2	9.1	3.9	7.2	4.6
# of Portfolios	234	233	228	218	204
● State of Delaware Investment Pool	3.0 (68)	7.6 (98)	6.5 (39)	8.3 (68)	5.2 (79)
▲ Balanced Pooled Fund Policy Index	3.5 (22)	12.5 (38)	7.3 (19)	8.5 (60)	5.7 (51)

Asset Allocation



* 38% Russell 3000 / 20% MSCI ACWI ex USA / 38.5% BBgBarc US Universal TR / 1.5% BBgBarc US TIPS TR / 2% ICE BofAML 91 Days T-Bills

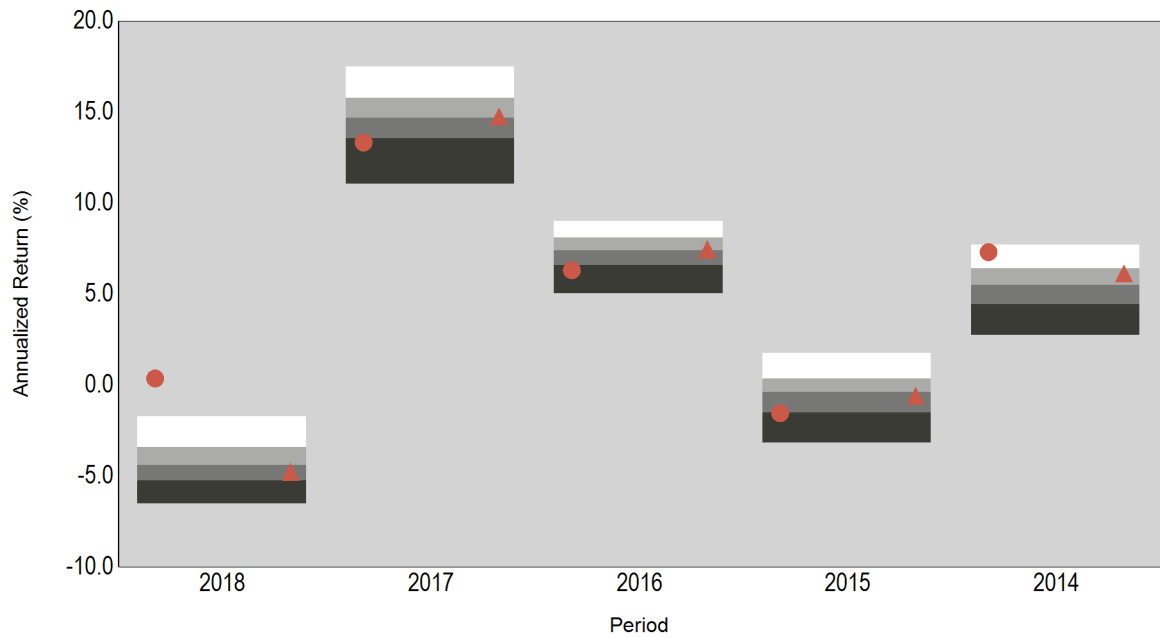
State of Delaware Investment Pool

As of June 30, 2019

Characteristics

Market Value: \$44.8 Million and 40.1% of Fund

InvMetrics Public DB Net Return Comparison



	Return (Rank)									
5th Percentile	-1.7	17.5	9.0	1.7	7.7					
25th Percentile	-3.4	15.8	8.1	0.4	6.4					
Median	-4.4	14.7	7.4	-0.4	5.5					
75th Percentile	-5.2	13.6	6.6	-1.5	4.4					
95th Percentile	-6.5	11.1	5.0	-3.2	2.7					
# of Portfolios	496	269	269	262	210					
● State of Delaware Investment Pool	0.4	(1)	13.3	(81)	6.3	(82)	-1.5	(76)	7.3	(9)
▲ Balanced Pooled Fund Policy Index	-4.8	(62)	14.8	(49)	7.5	(48)	-0.6	(57)	6.1	(33)

Policy Index History

State of Delaware Investment Pool		
7/1/2012	Present	Russell 3000 38% / MSCI ACWI ex USA 20% / BBgBarc US Universal TR 38.5% / BBgBarc US TIPS TR 1.5% / ICE BofAML 91 Days T-Bills TR 2%

[Page Intentionally Left Blank]



Sussex County Post-Employment Benefit Plan

As of June 30, 2019

Observations

- As of June 30, 2019, OPEB Fund Market Value was \$46.2 million
- Q2-19 portfolio investment gain of \$1.5 million, returning 3.3%
- Year-to-Date portfolio investment gain of \$5.1 million, returning 12.4%
- 1-Year portfolio investment gain of \$3.0 million, returning 6.8%
- Positive attribution for the quarter from:
 - Artisan Global Opportunities
- Negative attribution for the quarter from:
 - MFS Low Volatility Global Equity – expected in high return environment

Looking Ahead

- Portfolio rebalancing considerations

Sussex County Post Employment Benefit Plan

As of June 30, 2019

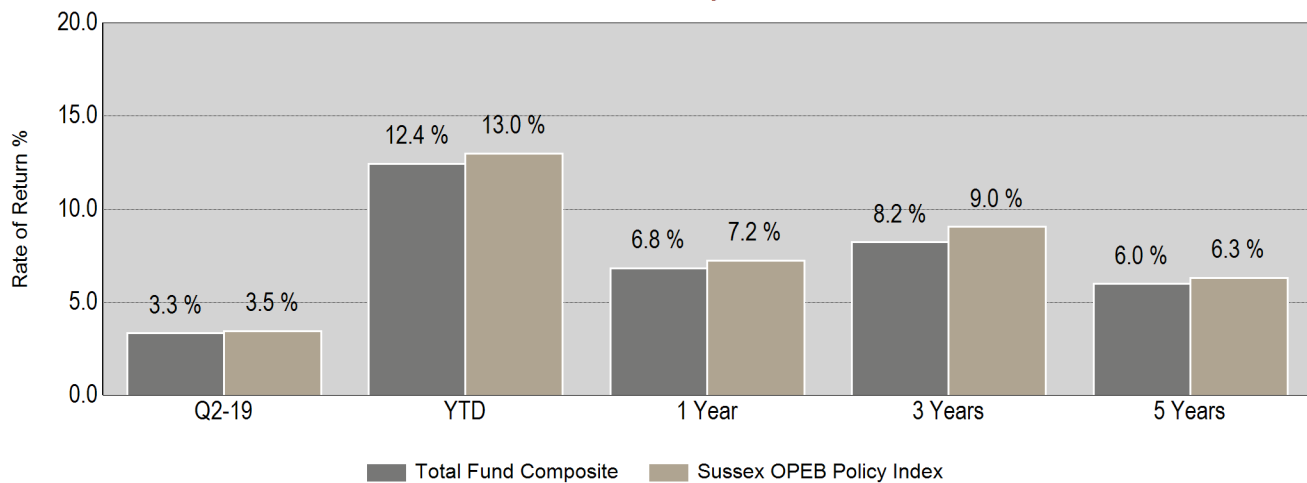
Portfolio Summary

Market Value: \$46.2 Million and 100.0% of Fund

Summary of Cash Flows

	Second Quarter	Year-To-Date	One Year	Three Years	Five Years
Beginning Market Value	\$44,624,464	\$41,016,491	\$43,212,978	\$31,937,953	\$30,316,793
Contributions	\$37,353	\$37,353	\$37,353	\$5,177,353	\$6,534,162
Withdrawals	-\$10,070	-\$19,767	-\$73,532	-\$226,624	-\$1,623,496
Net Cash Flow	\$27,283	\$17,586	-\$36,179	\$4,950,730	\$4,910,666
Net Investment Change	\$1,499,456	\$5,117,126	\$2,974,404	\$9,262,521	\$10,923,745
Ending Market Value	\$46,151,203	\$46,151,203	\$46,151,203	\$46,151,203	\$46,151,203

Return Summary - Net



Asset Allocation vs. Target

	Current	Policy	Policy Range	Within Range
U.S. Equity	40.1%	38.5%	33.5% - 43.5%	Yes
Global Equity	16.9%	17.0%	12.0% - 22.0%	Yes
Non-U.S. Equity	8.6%	9.5%	4.5% - 14.5%	Yes
U.S. Fixed Income	33.6%	34.0%	29.0% - 39.0%	Yes
Cash Equivalent	0.8%	1.0%	0.0% - 5.0%	Yes
Total	100.0%	100.0%		

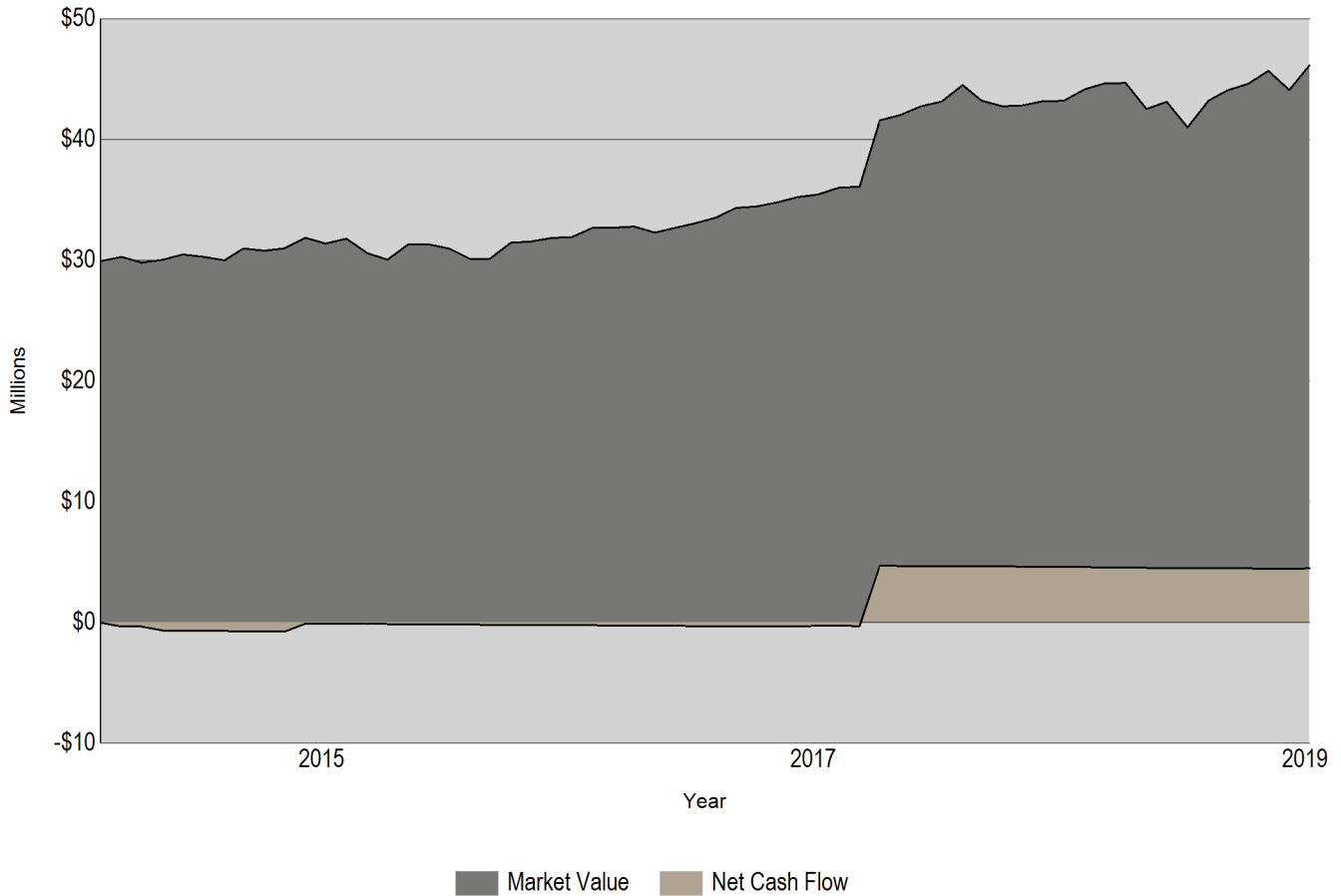
Sussex County Post Employment Benefit Plan

As of June 30, 2019

Market Value Summary

Market Value: \$46.2 Million and 100.0% of Fund

Market Value History 5 Years Ending June 30, 2019



Cash Flow by Investment Manager Quarter Ending June 30, 2019

	Beginning Market Value	Net Cash Flow	Net Investment Change	Ending Market Value
Vanguard Institutional Index	\$14,084,167	\$0	\$605,210	\$14,689,377
Vanguard Mid Cap Value	\$2,385,072	\$0	\$92,198	\$2,477,270
Vanguard Small Cap Value Index	\$1,315,140	\$0	\$26,329	\$1,341,469
Artisan Global Opportunities	\$2,423,542	\$0	\$147,651	\$2,571,192
Dodge & Cox Global Stock	\$2,316,777	\$0	\$53,611	\$2,370,388
MFS Low Volatility Global Equity	\$2,791,912	\$0	\$86,733	\$2,878,646
Vanguard Total Int'l Stock Index	\$3,867,205	\$0	\$106,327	\$3,973,532
Wilmington Trust Fixed Income	\$15,119,090	-\$7,462	\$380,490	\$15,492,117
M&T Bank Municipal MM Savings	\$156,523	\$37,321	\$24	\$193,867
Wilmington U.S. Govt MM Fund - MF Acct	\$165,036	-\$2,575	\$884	\$163,345
Total	\$44,624,464	\$27,283	\$1,499,456	\$46,151,203

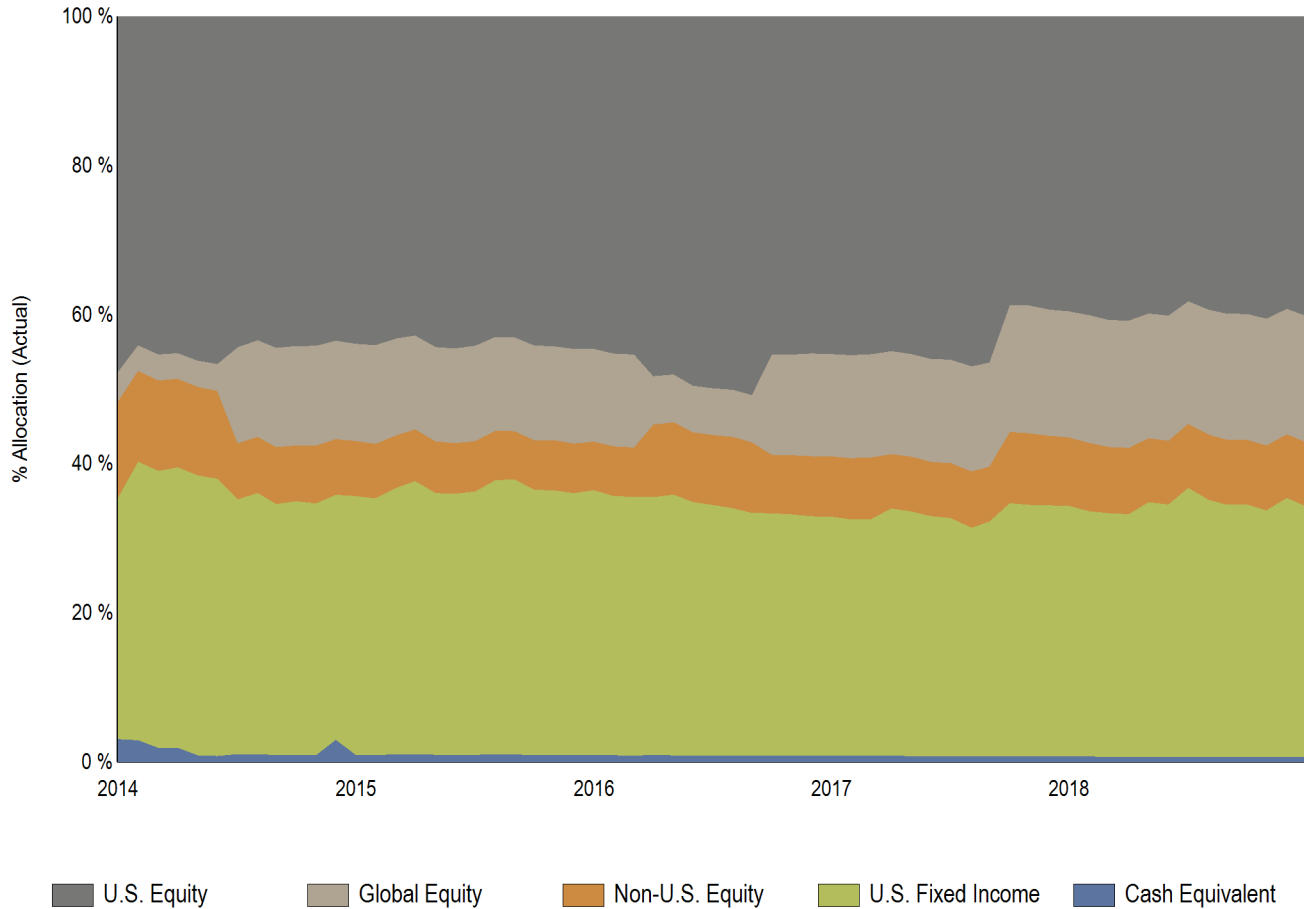
Sussex County Post Employment Benefit Plan

As of June 30, 2019

Asset Allocation Summary

Market Value: \$46.2 Million and 100.0% of Fund

Asset Allocation History 5 Years Ending June 30, 2019



	Market Value	% of Portfolio	Policy %	Policy Difference
Total Equity Composite	30,301,874	65.7	65.0	0.7
Vanguard Institutional Index	14,689,377	31.8		
Vanguard Mid Cap Value	2,477,270	5.4		
Vanguard Small Cap Value Index	1,341,469	2.9		
Artisan Global Opportunities	2,571,192	5.6		
Dodge & Cox Global Stock	2,370,388	5.1		
MFS Low Volatility Global Equity	2,878,646	6.2		
Vanguard Total Int'l Stock Index	3,973,532	8.6		
Fixed Income Composite	15,849,329	34.3	35.0	-0.7
Wilmington Trust Fixed Income	15,492,117	33.6		
M&T Bank Municipal MM Savings	193,867	0.4		
Wilmington U.S. Govt MM Fund - MF Acct	163,345	0.4		

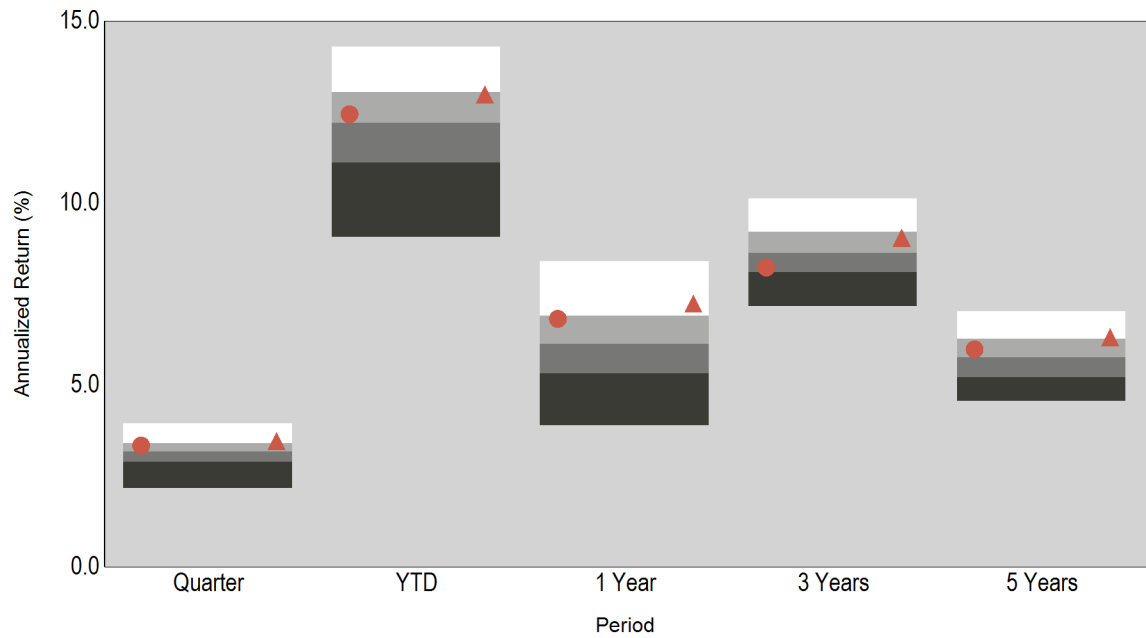
Sussex County Post Employment Benefit Plan

As of June 30, 2019

Annualized Returns (Net)

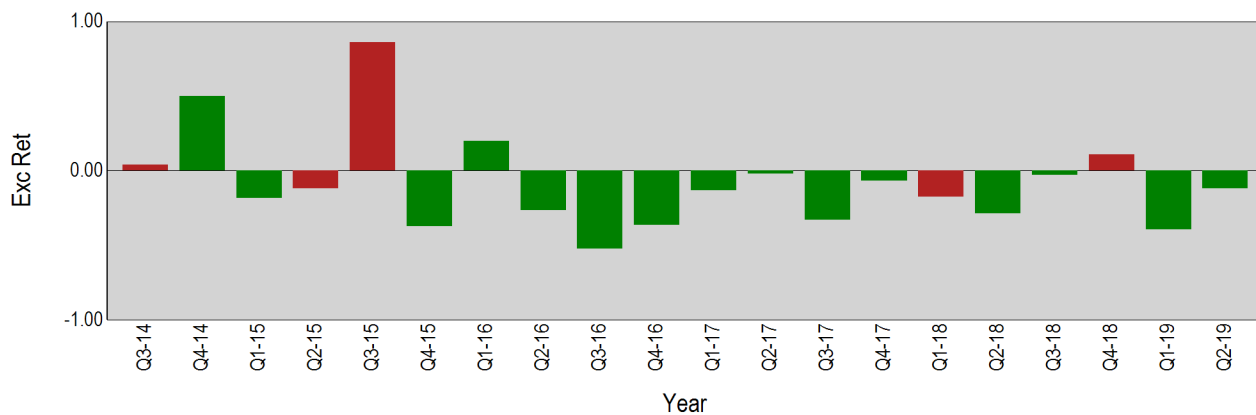
Market Value: \$46.2 Million and 100.0% of Fund

InvMetrics Public DB Net Return Comparison



	Return (Rank)									
5th Percentile	3.9	14.3	8.4	10.1	7.0					
25th Percentile	3.4	13.0	6.9	9.2	6.3					
Median	3.2	12.2	6.1	8.6	5.7					
75th Percentile	2.9	11.1	5.3	8.1	5.2					
95th Percentile	2.2	9.1	3.9	7.2	4.6					
# of Portfolios	234	233	228	218	204					
● Total Fund Composite	3.3	(31)	12.4	(41)	6.8	(28)	8.2	(71)	6.0	(39)
▲ Sussex OPEB Policy Index	3.5	(23)	13.0	(27)	7.2	(19)	9.0	(32)	6.3	(22)

Quarterly Excess Performance - Net



■ Quarterly Out/Under Performance, Rising Market
■ Quarterly Out/Under Performance, Falling Market

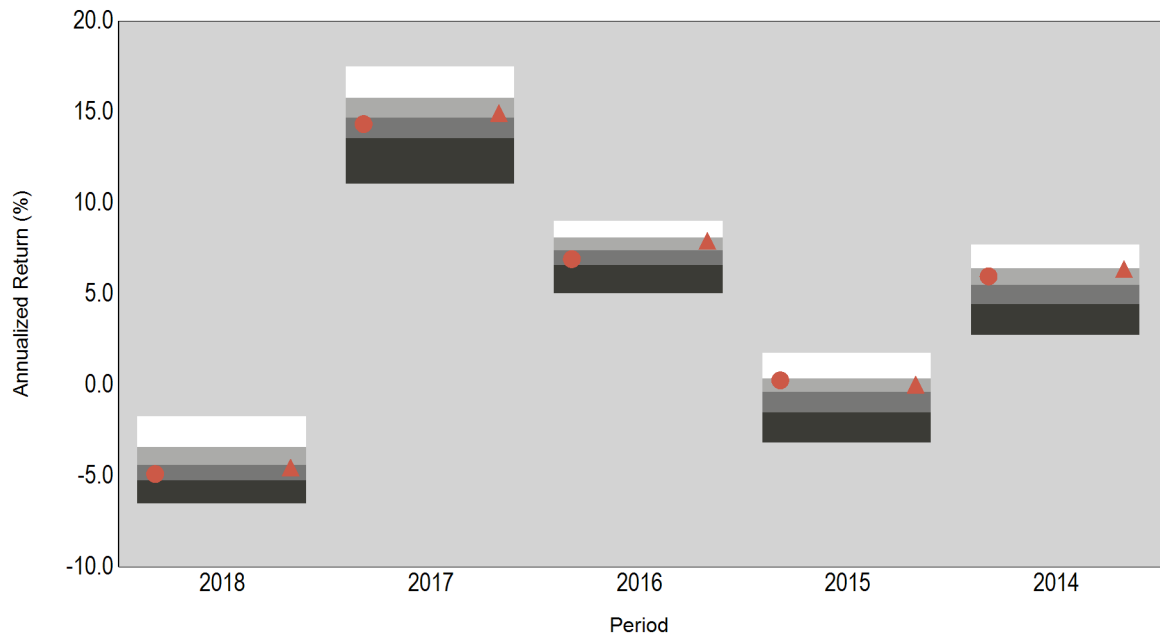
Sussex County Post Employment Benefit Plan

As of June 30, 2019

Calendar Year Returns (Net)

Market Value: \$46.2 Million and 100.0% of Fund

InvMetrics Public DB Net Return Comparison



	Return (Rank)									
5th Percentile	-1.7	17.5	9.0	1.7	7.7					
25th Percentile	-3.4	15.8	8.1	0.4	6.4					
Median	-4.4	14.7	7.4	-0.4	5.5					
75th Percentile	-5.2	13.6	6.6	-1.5	4.4					
95th Percentile	-6.5	11.1	5.0	-3.2	2.7					
# of Portfolios	496	269	269	262	210					
● Total Fund Composite	-4.9	(66)	14.3	(58)	6.9	(65)	0.3	(28)	6.0	(36)
▲ Sussex OPEB Policy Index	-4.5	(54)	14.9	(44)	7.9	(30)	0.0	(34)	6.4	(27)

Policy Index History

Total Fund Composite		
4/1/2018	Present	47% Russell 3000 / 18% MSCI ACWI ex USA / 34% BBgBarc US Govt/Credit Int TR / 1% 91 Day T-Bills
1/1/2015	3/31/2018	51% Russell 3000 / 14% MSCI ACWI ex USA / 34% BBgBarc US Govt/Credit Int TR / 1% 91 Day T-Bills
10/1/2014	12/31/2014	46% Russell 3000 / 14% MSCI ACWI ex USA / 39% BBgBarc US Govt/Credit Int TR / 1% 91 Day T-Bills
4/1/2012	9/30/2014	48% Russell 3000 / 12% MSCI EAFE / 40% BBgBarc US Govt/Credit Int TR
3/1/2011	3/31/2012	48% Russell 3000 / 12% MSCI EAFE / 40% ICE BofAML 91 Days T-Bills TR

Sussex County Post Employment Benefit Plan

Annualized Returns (Net)

As of June 30, 2019

Market Value: \$46.2 Million and 100.0% of Fund

	3 Mo	YTD	1 Yr	5 Yrs	Market Value	% of Portfolio	Inception	Inception Date
Total Equity Composite	3.8	17.0	7.0	8.1	30,301,874	65.7	11.8	Dec-11
<i>Equity Policy Index</i>	3.8	17.3	6.8	8.2			12.5	Dec-11
Vanguard Institutional Index	4.3	18.5	10.4	10.7	14,689,377	31.8	11.0	Jan-14
S&P 500	4.3	18.5	10.4	10.7			11.1	Jan-14
Large Blend MStar MF Rank	38	35	26	12			11	Jan-14
Vanguard Mid Cap Value	3.9	18.2	3.5	7.5	2,477,270	5.4	8.5	Jan-14
CRSP US Mid Cap Value TR USD	3.9	18.3	3.6	7.5			8.5	Jan-14
Mid-Cap Value MStar MF Rank	32	32	27	20			15	Jan-14
Vanguard Small Cap Value Index	2.0	15.6	-1.6	6.6	1,341,469	2.9	7.2	Jun-15
CRSP US Small Cap Value TR USD	2.0	15.7	-1.5	6.6			7.2	Jun-15
Small Value MStar MF Rank	38	33	10	16			13	Jun-15
Artisan Global Opportunities	6.1	23.7	8.3	10.6	2,571,192	5.6	14.5	Mar-17
MSCI ACWI Growth	4.9	20.1	7.2	8.5			13.3	Mar-17
World Large Stock Mstar MF Rank	12	9	27	9			21	Mar-17
Dodge & Cox Global Stock	2.3	12.2	1.5	4.8	2,370,388	5.1	4.9	Mar-17
MSCI ACWI Value NR USD	2.3	12.4	4.3	3.8			5.7	Mar-17
World Large Stock Mstar MF Rank	84	89	82	76			91	Mar-17
MFS Low Volatility Global Equity	3.1	12.5	10.4	7.5	2,878,646	6.2	7.7	Dec-14
MSCI ACWI	3.6	16.2	5.7	6.2			7.3	Dec-14
MSCI ACWI Minimum Volatility Index	4.1	14.4	13.0	8.9			8.9	Dec-14
World Large Stock Mstar MF Rank	68	88	18	34			40	Dec-14
Vanguard Total Int'l Stock Index	2.7	13.3	0.6	2.3	3,973,532	8.6	7.6	Aug-16
FTSE Global All Cap ex US	3.0	13.6	0.8	2.7			7.9	Aug-16
Foreign Large Blend MStar MF Rank	62	65	37	44			35	Aug-16
Fixed Income Composite					15,849,329	34.3		
Wilmington Trust Fixed Income	2.5	4.8	6.7	2.2	15,492,117	33.6	1.9	Mar-12
WT Fixed Income Policy Income	2.6	5.0	6.9	2.4			2.0	Mar-12
M&T Bank Municipal MM Savings					193,867	0.4		
Wilmington U.S. Govt MM Fund - MF Acct					163,345	0.4		

Sussex County Post Employment Benefit Plan

As of June 30, 2019

Investment Manager Fees

Market Value: \$46.2 Million and 100.0% of Fund

Account	Fee Schedule	% of Portfolio	Estimated Annual Fee (\$)	Estimated Annual Fee (%)
Vanguard Institutional Index	0.04% of Assets	31.8%	\$5,141	0.04%
Vanguard Mid Cap Value	0.07% of Assets	5.4%	\$1,734	0.07%
Vanguard Small Cap Value Index	0.07% of Assets	2.9%	\$939	0.07%
Artisan Global Opportunities	0.93% of Assets	5.6%	\$23,912	0.93%
Dodge & Cox Global Stock	0.63% of Assets	5.1%	\$14,933	0.63%
MFS Low Volatility Global Equity	0.68% of Assets	6.2%	\$19,575	0.68%
Vanguard Total Int'l Stock Index	0.11% of Assets	8.6%	\$4,371	0.11%
Wilmington Trust Fixed Income	0.20% of Assets	33.6%	\$30,984	0.20%
M&T Bank Municipal MM Savings	No Fee	0.4%	--	--
Wilmington U.S. Govt MM Fund - MF Acct	0.27% of Assets	0.4%	\$441	0.27%
Investment Management Fee		100.0%	\$102,031	0.22%

Total Equity Composite

As of June 30, 2019

Characteristics

Market Value: \$30.3 Million and 65.7% of Fund

Total Equity Composite Top Ten Equity Holdings

MICROSOFT	2.5%
APPLE	1.7%
AMAZON.COM	1.7%
JOHNSON & JOHNSON	1.0%
FACEBOOK CLASS A	0.9%
BANK OF AMERICA	0.9%
ALPHABET A	0.9%
VISA 'A'	0.9%
ALPHABET 'C'	0.9%
BERKSHIRE HATHAWAY 'B'	0.8%
Total For Top Ten Holdings	12.3%

Regional Equity Allocation Summary

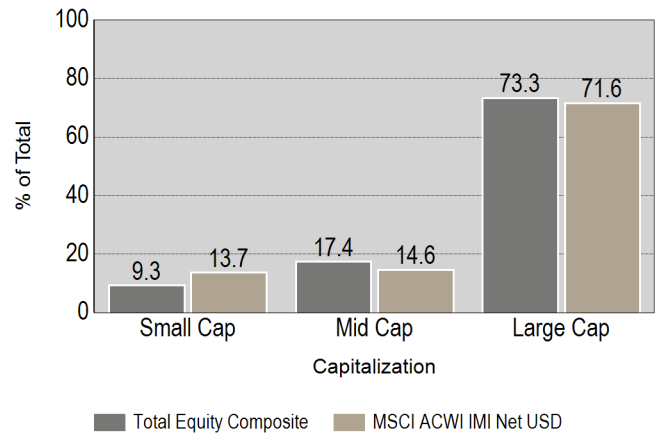
Benchmark: MSCI ACWI IMI Net USD

Region	% of Total	% of Bench	% Diff
North America ex U.S.	1.8%	3.1%	-1.2%
United States	75.2%	54.8%	20.4%
Europe Ex U.K.	8.4%	13.7%	-5.3%
United Kingdom	2.5%	5.1%	-2.6%
Pacific Basin Ex Japan	2.8%	3.9%	-1.1%
Japan	3.8%	7.5%	-3.7%
Emerging Markets	5.1%	11.3%	-6.2%
Other	0.4%	0.6%	-0.1%
Total	100.0%	100.0%	0.0%

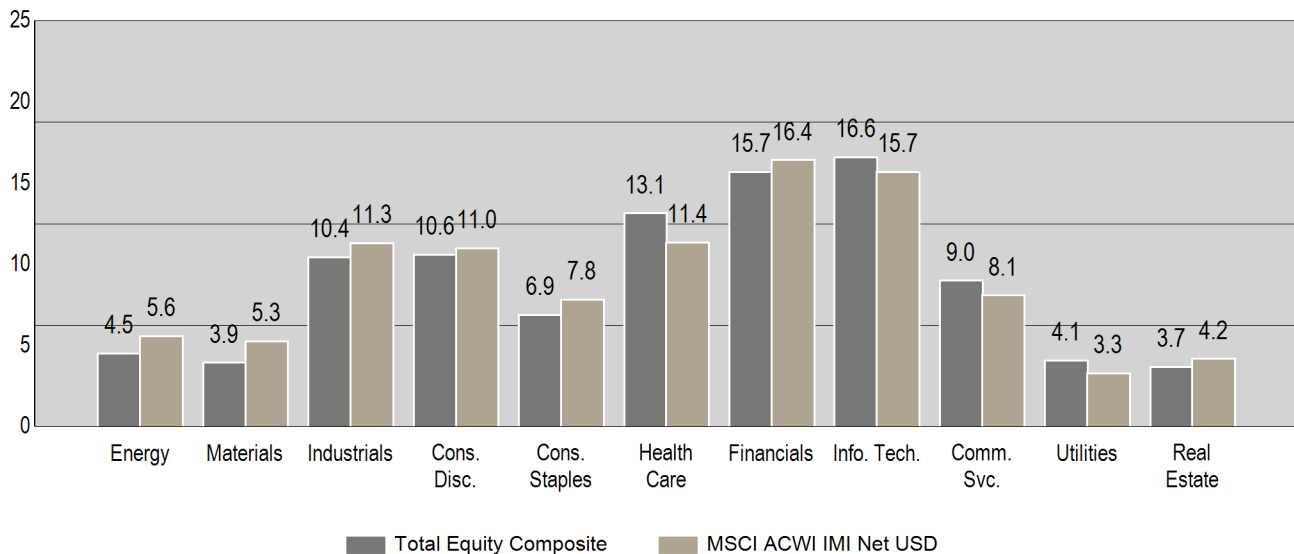
Characteristics

	Portfolio	MSCI ACWI IMI Net USD
Number of Holdings	7,824	8,834
Weighted Avg. Market Cap. (\$B)	144.0	129.8
Median Market Cap. (\$B)	2.1	1.8
Price To Earnings	18.9	17.5
Price To Book	3.0	2.9
Price To Sales	1.6	1.4
Return on Equity (%)	19.4	18.4
Yield (%)	2.2	2.4
Beta (holdings; global)	1.0	2.9

Market Capitalization As of June 30, 2019



Sector Allocation (%) vs MSCI ACWI IMI Net USD



Total Equity Composite

As of June 30, 2019

Characteristics

Market Value: \$30.3 Million and 65.7% of Fund

Common Holdings Matrix

	<i>Vanguard Institutional Index</i>		<i>Vanguard Mid Cap Value</i>		<i>Vanguard Small Cap Value Index</i>		<i>Artisan Global Opportunities</i>		<i>Dodge & Cox Global Stock</i>		<i>MFS Low Volatility Global Equity</i>		<i>Vanguard Total Int'l Stock Index</i>	
	#	%	#	%	#	%	#	%	#	%	#	%	#	%
Vanguard Institutional Index	--	--	154	82	16	5	20	46	35	44	31	37	1	0
Vanguard Mid Cap Value	154	8	--	--	19	3	0	0	7	4	4	4	1	0
Vanguard Small Cap Value Index	16	0	19	2	--	--	0	0	2	1	0	0	0	0
Artisan Global Opportunities	20	13	0	0	0	0	--	--	2	3	1	1	12	2
Dodge & Cox Global Stock	35	14	7	3	2	0	2	6	--	--	4	5	35	7
MFS Low Volatility Global Equity	31	14	4	2	0	0	1	2	4	8	--	--	49	7
Vanguard Total Int'l Stock Index	1	0	1	1	0	0	12	24	35	39	49	52	--	--

Wilmington Trust Fixed Income

As of June 30, 2019

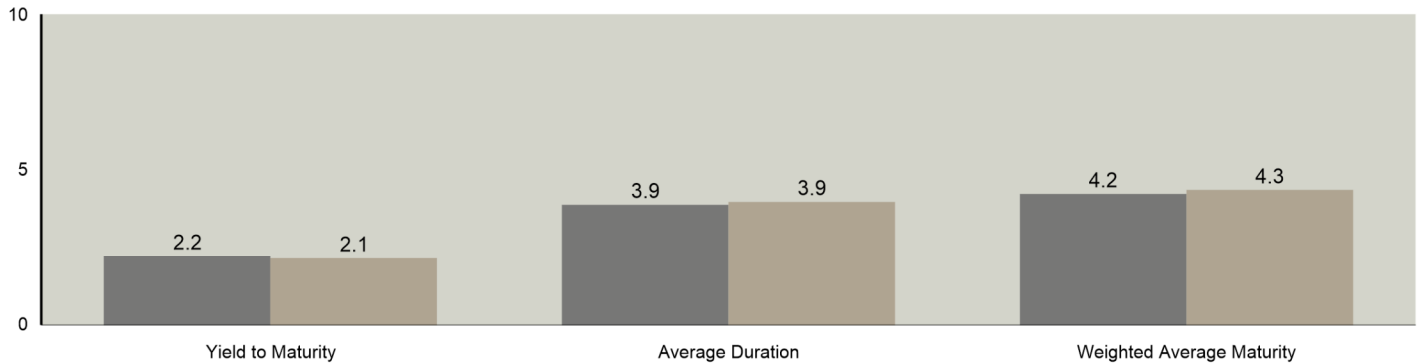
Characteristics

Market Value: \$15.5 Million and 33.6% of Fund

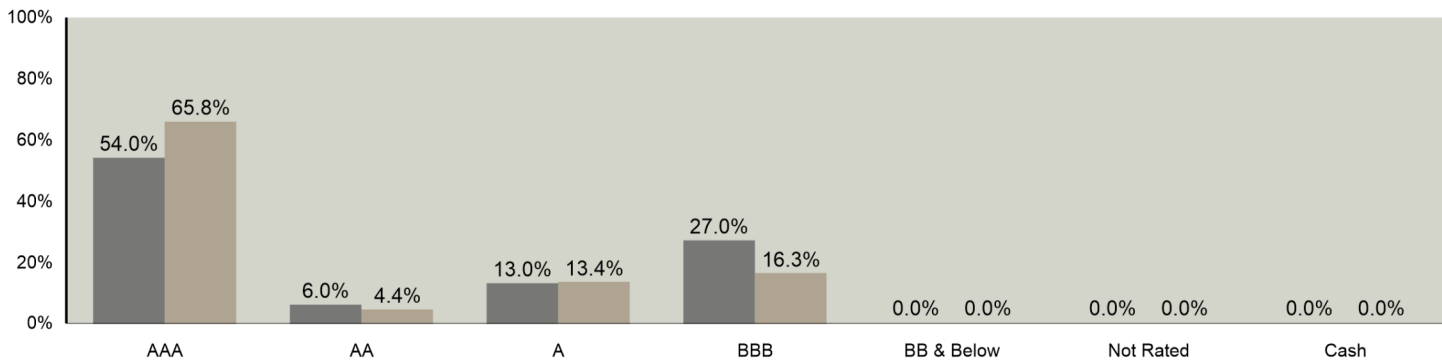
Manager Summary

Strategy focuses equally on duration management, sector selection and yield curve exposure. Assess overall market environment and position portfolio to benefit from realistic expectations. Will actively trade, including analysis of technical factors, price momentum, interest rate outlook and yield curve movement.

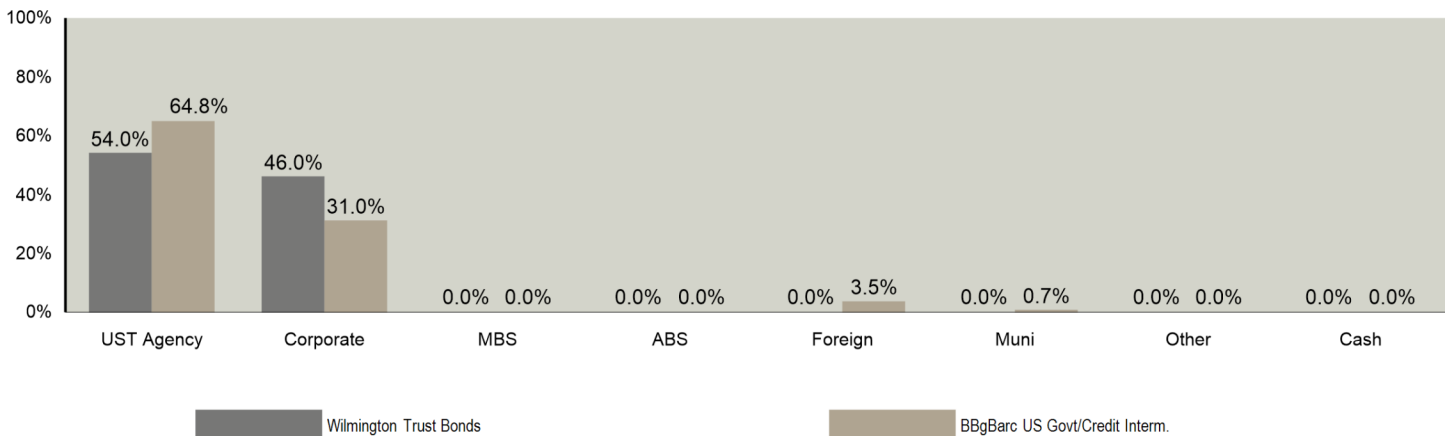
Summary Characteristics



Credibility Quality Allocation



US Sector Allocation





Investment Managers

Vanguard Institutional Index

As of June 30, 2019

Characteristics

Market Value: \$14.7 Million and 31.8% of Fund

Manager Summary: Passively-managed. Seeks to track the performance of the S&P 500 Index. Invests in large-cap U.S. equities diversified among growth and value styles. Fund remains fully invested.

Characteristics

	Portfolio	S&P 500
Number of Holdings	511	505
Weighted Avg. Market Cap. (\$B)	225.0	225.0
Median Market Cap. (\$B)	22.1	22.1
Price To Earnings	20.6	20.6
Price To Book	3.6	3.6
Price To Sales	2.1	2.1
Return on Equity (%)	26.9	26.9
Yield (%)	2.0	2.0
Beta (holdings; domestic)	1.0	1.0

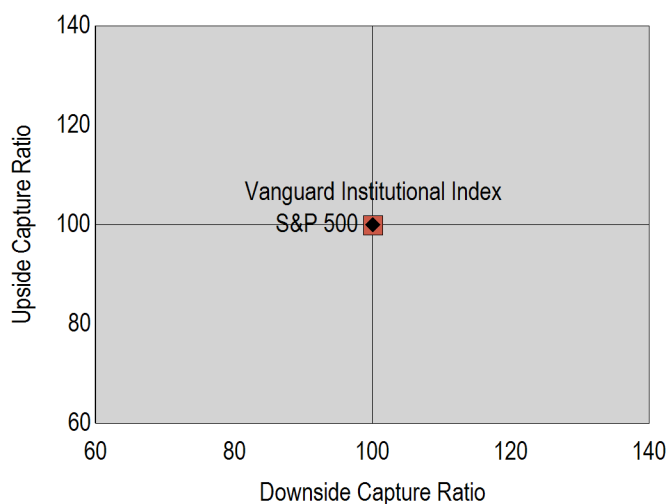
Largest Holdings

MICROSOFT	4.2%
APPLE	3.5%
AMAZON.COM	3.2%
FACEBOOK CLASS A	1.9%
BERKSHIRE HATHAWAY 'B'	1.7%
JOHNSON & JOHNSON	1.5%
JP MORGAN CHASE & CO.	1.5%
ALPHABET 'C'	1.4%
EXXON MOBIL	1.3%
ALPHABET A	1.3%
Total For Top Ten Holdings	21.6%

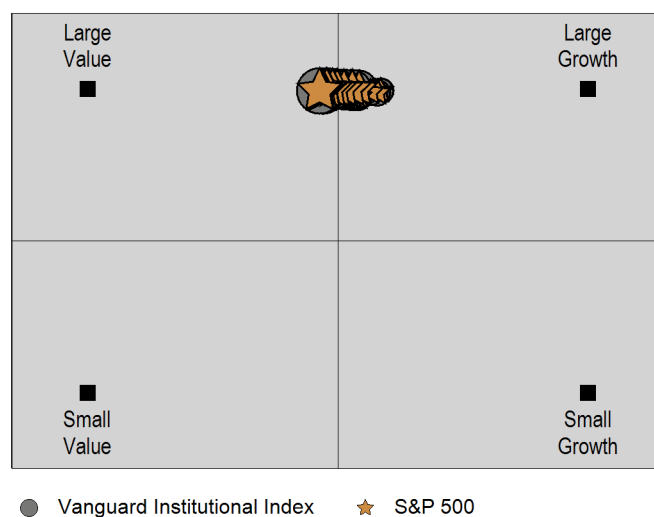
Market Capitalization

	Small Cap	Mid Cap	Large Cap	Unclassified
Vanguard Institutional Index	0.0%	17.3%	82.4%	0.3%
S&P 500	0.2%	17.1%	82.7%	0.0%
Weight Over/Under	-0.1%	0.2%	-0.4%	0.3%

Upside Capture Ratio vs. Downside Capture Ratio 5 Years Ending June 30, 2019



Style Drift - 5 Years



Vanguard Mid Cap Value

As of June 30, 2019

Characteristics

Market Value: \$2.5 Million and 5.4% of Fund

Manager Summary: Passively-managed. Seeks to track the performance of the CRSP US Mid Cap Value Index. Invests in value stocks of medium-size U.S. companies. Fund remains fully invested.

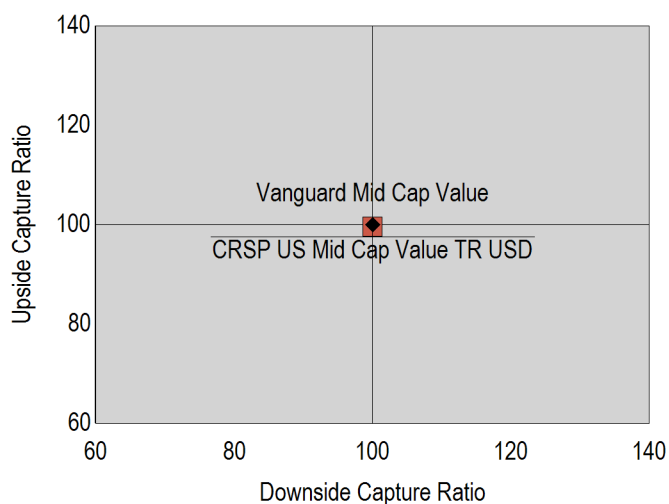
Characteristics

	Portfolio	CRSP US Mid Cap Value TR USD		
			Largest Holdings	
Number of Holdings	208	202	NEWMONT GOLDCORP	1.5%
Weighted Avg. Market Cap. (\$B)	14.6	14.6	MOTOROLA SOLUTIONS	1.3%
Median Market Cap. (\$B)	11.2	11.4	WEC ENERGY GROUP	1.2%
Price To Earnings	17.0	17.1	WILLIS TOWERS WATSON	1.2%
Price To Book	2.3	2.3	EVERSOURCE ENERGY	1.2%
Price To Sales	1.2	1.2	DTE ENERGY	1.1%
Return on Equity (%)	15.5	15.6	BALL	1.1%
Yield (%)	2.3	2.3	FIRSTENERGY	1.1%
Beta (holdings; domestic)	1.0	1.0	M&T BANK	1.0%
			AMERICAN WATER WORKS	1.0%
			Total For Top Ten Holdings	11.7%

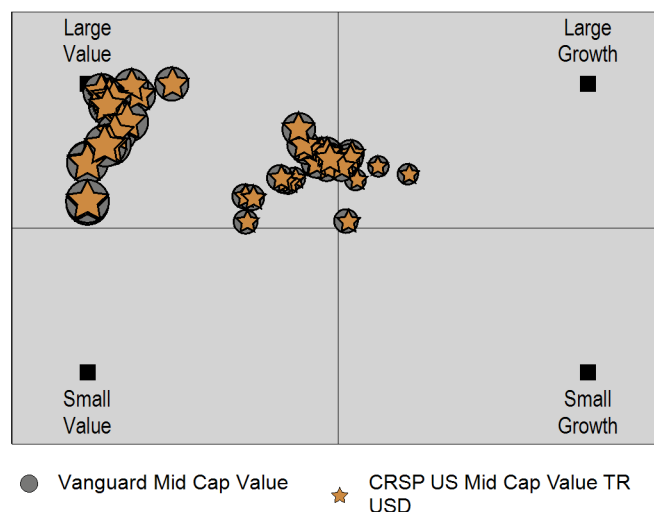
Market Capitalization

	Small Cap	Mid Cap	Large Cap	Unclassified
Vanguard Mid Cap Value	2.0%	71.5%	24.9%	1.6%
CRSP US Mid Cap Value TR USD	2.0%	70.6%	27.4%	0.0%
Weight Over/Under	0.1%	0.9%	-2.6%	1.6%

Upside Capture Ratio vs. Downside Capture Ratio 5 Years Ending June 30, 2019



Style Drift - 5 Years



Vanguard Small Cap Value Index

As of June 30, 2019

Characteristics

Market Value: \$1.3 Million and 2.9% of Fund

Manager Summary: Passively managed to track the performance of the CRSP US Small Cap Value Index. Follows a full-replication approach whereby the fund attempts to hold the same securities at the same weights as the benchmark. Low expense ratio means the returns will also track the benchmark closely on a net-of-fees basis.

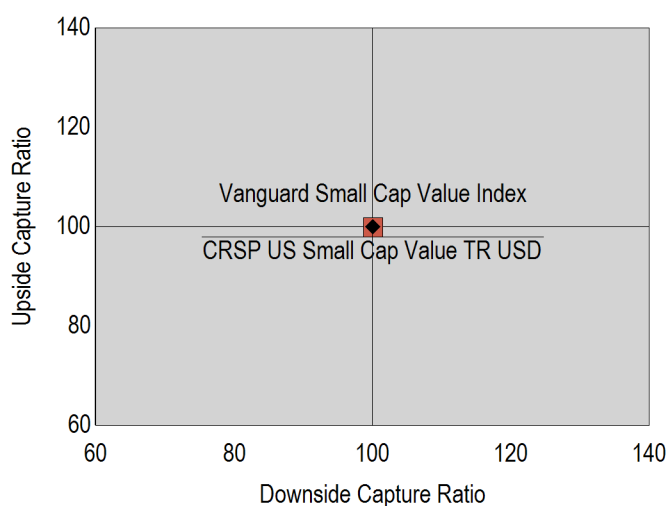
Characteristics

	Portfolio	CRSP US Small Cap Value TR USD		
			Largest Holdings	
Number of Holdings	865	842	IDEX	0.7%
Weighted Avg. Market Cap. (\$B)	4.3	4.3	ATMOS ENERGY	0.6%
Median Market Cap. (\$B)	2.1	2.1	LEIDOS HOLDINGS	0.6%
Price To Earnings	16.1	16.1	PERKINELMER	0.6%
Price To Book	2.1	2.1	ALLEGION	0.5%
Price To Sales	0.9	0.9	SAGE THERAPEUTICS	0.5%
Return on Equity (%)	12.3	12.5	UGI	0.5%
Yield (%)	2.3	2.3	AQUA AMERICA	0.5%
Beta (holdings; domestic)	1.2	1.2	BOOZ ALLEN HAMILTN.HLDG.	0.5%
			NATIONAL RETAIL PROPS.	0.5%
			Total For Top Ten Holdings	5.4%

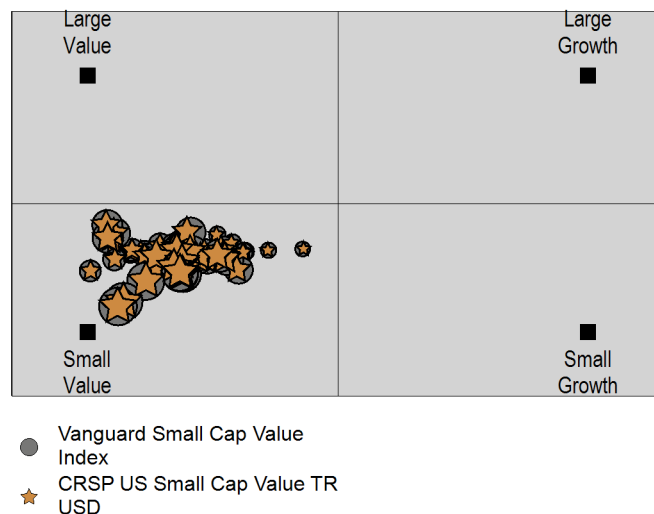
Market Capitalization

	Small Cap	Mid Cap	Large Cap	Unclassified
Vanguard Small Cap Value Index	78.8%	20.3%	0.0%	0.9%
CRSP US Small Cap Value TR USD	79.3%	20.7%	0.0%	0.0%
Weight Over/Under	-0.4%	-0.5%	0.0%	0.9%

Upside Capture Ratio vs. Downside Capture Ratio 5 Years Ending June 30, 2019



Style Drift - 5 Years



Artisan Global Opportunities

As of June 30, 2019

Characteristics

Market Value: \$2.6 Million and 5.6% of Fund

Manager Summary: Focuses on stocks exhibiting the following three characteristics. **1) Franchise Company:** possess a proprietary asset, dominates its market, or has a defensible brand. **2) Attractive Valuation:** discount to the team's estimate of private market value. **3) Accelerating Profit Cycle:** solid cash flow and well positioned to take advantage of market opportunities. Companies are typically identified through two sources: quantitative screens and qualitative analysis. Concentrated strategy of approximately 30-50 stocks.

Characteristics

	Portfolio	MSCI ACWI
Number of Holdings	50	2,847
Weighted Avg. Market Cap. (\$B)	120.1	147.7
Median Market Cap. (\$B)	27.3	9.4
Price To Earnings	32.3	17.6
Price To Book	5.0	2.9
Price To Sales	3.1	1.5
Return on Equity (%)	21.9	20.0
Yield (%)	0.8	2.5
Beta (holdings; global)	1.2	3.0

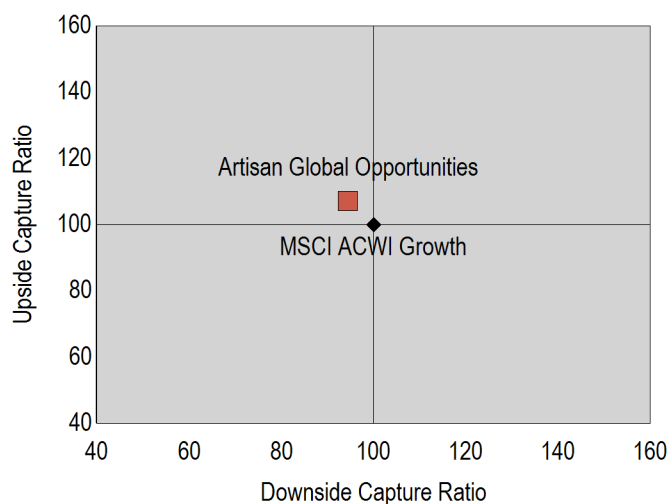
Largest Holdings

IHS MARKIT	7.0%
TECHTRONIC INDS.	4.5%
ASTRAZENECA (OTC)	4.3%
WORLDPAY A	3.7%
BANK OF AMERICA	3.7%
MICROSOFT	3.3%
VISA 'A'	3.2%
L3HARRIS TECHNOLOGIES	3.2%
LONZA GROUP	3.2%
BOSTON SCIENTIFIC	3.1%
Total For Top Ten Holdings	39.1%

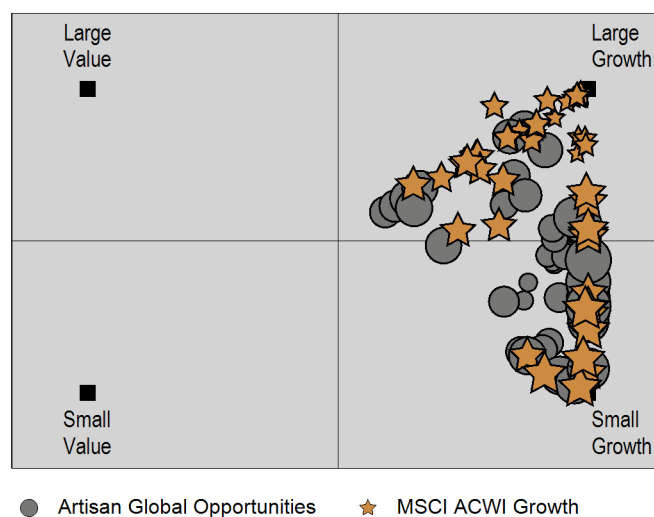
Market Capitalization

	Small Cap	Mid Cap	Large Cap	Unclassified
Artisan Global Opportunities	10.8%	17.1%	72.1%	0.0%
MSCI ACWI	3.2%	15.1%	81.7%	0.0%
<i>Weight Over/Under</i>	7.6%	2.0%	-9.6%	0.0%

Upside Capture Ratio vs. Downside Capture Ratio 5 Years Ending June 30, 2019



Style Drift - 5 Years



Dodge & Cox Global Stock

As of June 30, 2019

Characteristics

Market Value: \$2.4 Million and 5.1% of Fund

Manager Summary: Focuses on identifying large, well-established companies across the globe that trade at a discount to their long-term profit opportunities. Emphasize fundamental research, attempting to understand risks facing businesses over a 3-5-year time horizon. Seeks companies with solid management teams and strong, competitive franchises. Strategy tends to hold deep value stocks that may be out-of-favor in the short-term but offer good value for the long-term investor.

Characteristics

	Portfolio	MSCI ACWI
Number of Holdings	86	2,847
Weighted Avg. Market Cap. (\$B)	91.1	147.7
Median Market Cap. (\$B)	36.1	9.4
Price To Earnings	15.1	17.6
Price To Book	2.3	2.9
Price To Sales	1.2	1.5
Return on Equity (%)	13.1	20.0
Yield (%)	2.8	2.5
Beta (holdings; global)	1.2	3.0

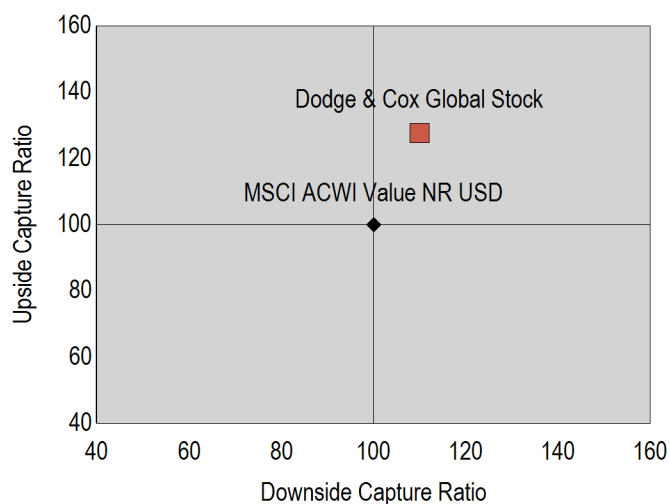
Largest Holdings

CHARTER COMMS.CL.A	3.2%
NOVARTIS 'R'	2.4%
ALPHABET 'C'	2.3%
FEDEX	2.3%
COMCAST A	2.3%
UNICREDIT	2.3%
SANOFI	2.3%
ROCHE HOLDING	2.3%
JOHNSON CONTROLS INTL.	2.1%
OCCIDENTAL PTL.	2.0%
Total For Top Ten Holdings	23.5%

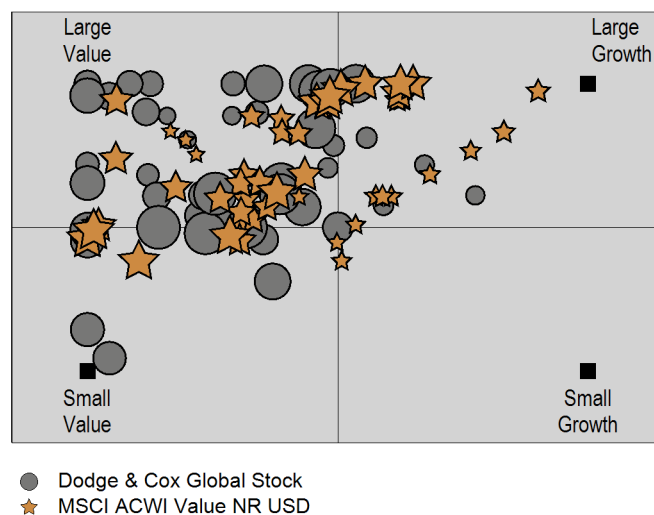
Market Capitalization

	Small Cap	Mid Cap	Large Cap	Unclassified
Dodge & Cox Global Stock	3.7%	11.2%	85.0%	0.0%
MSCI ACWI	3.2%	15.1%	81.7%	0.0%
Weight Over/Under	0.5%	-3.8%	3.3%	0.0%

Upside Capture Ratio vs. Downside Capture Ratio 5 Years Ending June 30, 2019



Style Drift - 5 Years



MFS Low Volatility Global Equity

As of June 30, 2019

Characteristics

Market Value: \$2.9 Million and 6.2% of Fund

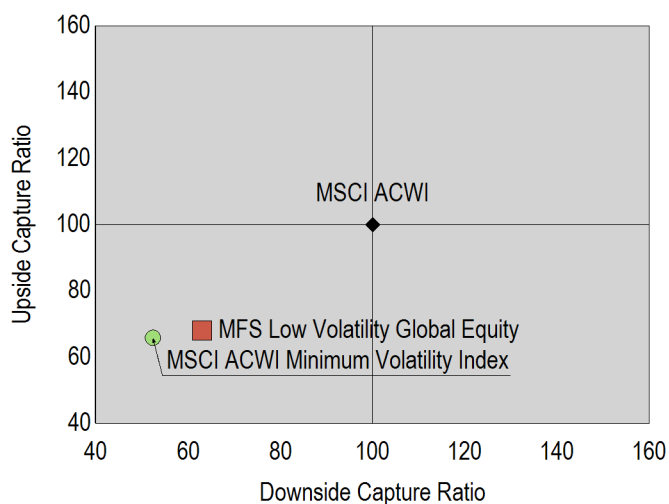
Manager Summary: Strategy seeks to produce long-term excess market returns with less volatility than the market. Investment process combines quantitative inputs and fundamental analysis. Only stocks that exhibit low volatility are considered for further analysis. Fundamental inputs include analyst expectations for earnings and valuation. Stocks are then rated buy, hold, or sell. Strategy typically holds 80-120 names with a maximum position limit of 4%.

Beta (holdings; global)	0.6	3.0	PEPSICO	2.0%
Total For Top Ten Holdings				23.3%

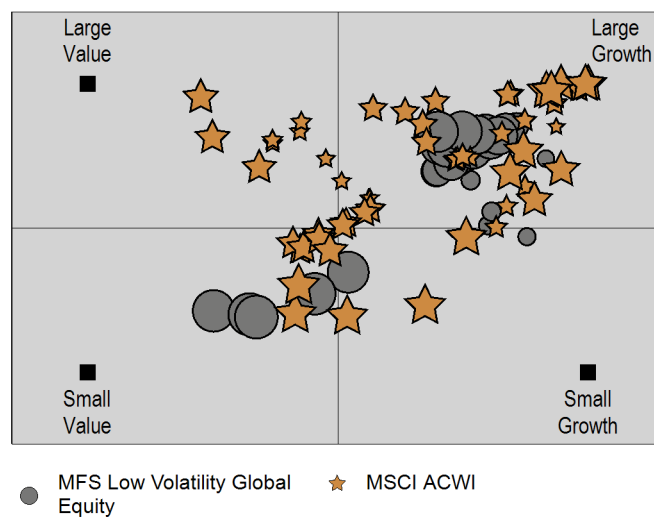
Market Capitalization

	Small Cap	Mid Cap	Large Cap	Unclassified
MFS Low Volatility Global Equity	11.5%	20.4%	68.1%	0.0%
MSCI ACWI	3.2%	15.1%	81.7%	0.0%
<i>Weight Over/Under</i>	8.3%	5.4%	-13.6%	0.0%

Upside Capture Ratio vs. Downside Capture Ratio 5 Years 6 Months Ending June 30, 2019



Style Drift - 5 Years



Vanguard Total Int'l Stock Index

As of June 30, 2019

Characteristics

Market Value: \$4.0 Million and 8.6% of Fund

Manager Summary: Passively managed. Seeks to track the performance of the FTSE Global All Cap ex US Index. Broad exposure across developed and emerging non-U.S. equity markets. Fund remains fully invested.

Characteristics

	Portfolio	FTSE Global All Cap ex US
Number of Holdings	6,383	6,700
Weighted Avg. Market Cap. (\$B)	55.1	56.5
Median Market Cap. (\$B)	1.6	1.6
Price To Earnings	14.8	14.8
Price To Book	2.2	2.3
Price To Sales	1.1	1.1
Return on Equity (%)	14.5	14.7
Yield (%)	3.1	3.2
Beta (holdings; global)	0.9	4.8

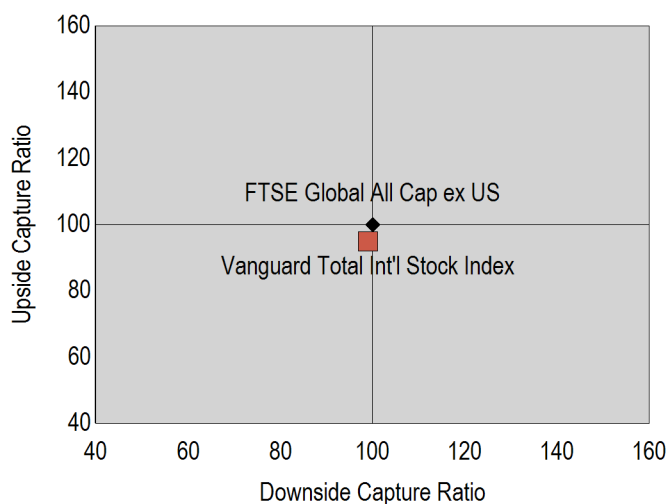
Largest Holdings

NESTLE 'R'	1.4%
TENCENT HOLDINGS	1.1%
ALIBABA GROUP HLDG.SPN. ADR 1:1	0.9%
NOVARTIS 'R'	0.9%
ROCHE HOLDING	0.9%
SAMSUNG ELECTRONICS	0.8%
TAIWAN SEMICON.MNFG.	0.8%
TOYOTA MOTOR	0.7%
ROYAL DUTCH SHELL A(LON)	0.6%
TOTAL	0.6%
Total For Top Ten Holdings	8.7%

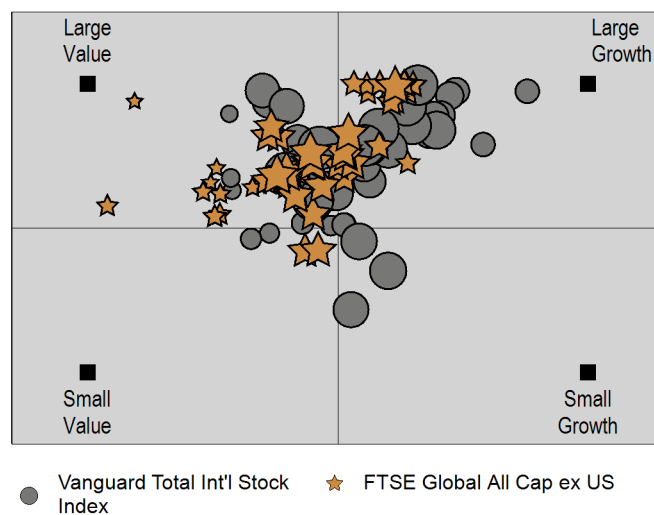
Market Capitalization


	Small Cap	Mid Cap	Large Cap	Unclassified
Vanguard Total Int'l Stock Index	21.7%	19.2%	59.1%	0.0%
MSCI ACWI ex USA	6.2%	19.9%	73.8%	0.0%
Weight Over/Under	15.5%	-0.7%	-14.7%	0.0%

Upside Capture Ratio vs. Downside Capture Ratio 5 Years Ending June 30, 2019



Style Drift - 5 Years





SUSSEX COUNTY QUARTERLY PENSION UPDATE

The seal of the City of Delaware is partially visible on the left side of the slide. It features a gold-colored outer ring with the words "CITY OF DELAWARE" and "PENN" in black capital letters. Inside the ring is a blue circular area with a gold-colored emblem. The seal is partially obscured by a white and blue wavy graphic element.

TOPICS

- Quarterly Performance Summary
- Asset Allocation Study
- Rebalance of Pension Fund with Additional Contribution



PERFORMANCE SUMMARY

Pension Fund			
Market Value	2 nd Quarter Return	1-Year Return	3-Year Return
\$111,675,047	3.2%	6.7%	8.7%

Net Investment Change		
2 nd Quarter	1 Year	3 Years
\$3,507,040	\$6,889,181	\$23,014,209

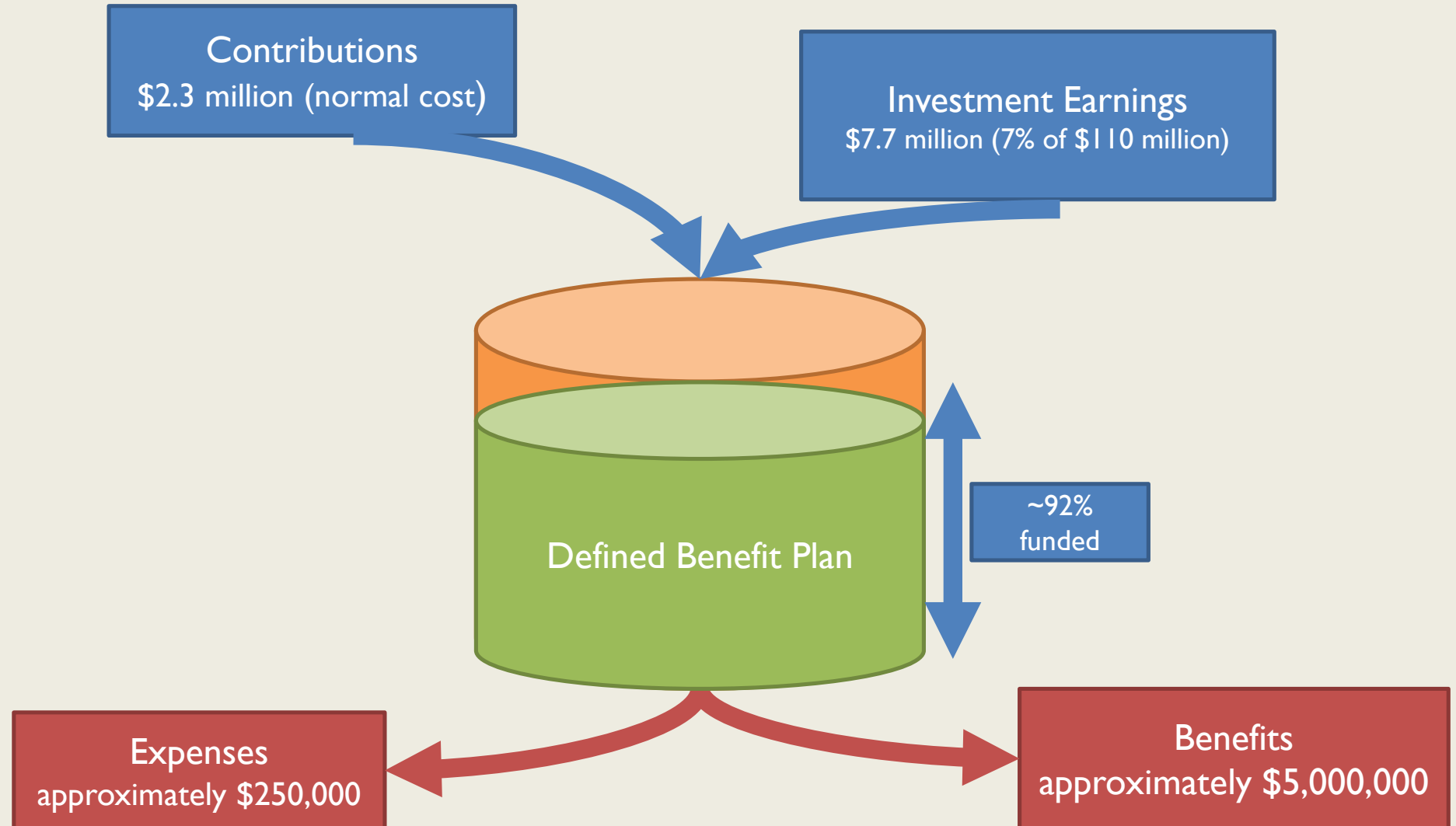
Note: As of July 31, 2019, the balance was \$112,189,178.

OPEB (Benefits) Fund			
Market Value	2 nd Quarter Return	1-Year Return	3-Year Return
\$46,151,203	3.3%	6.8%	8.2%

Net Investment Change		
2 nd Quarter	1 Year	3 Years
\$1,499,456	\$2,974,404	\$9,262,521

Note: As of July 31, 2019, the balance was \$46,372,630.

ASSET ALLOCATION STUDY



ASSET ALLOCATION STUDY

Possible Allocation Alternatives




Expected Return	6.39	6.60	6.61	6.44	6.65
Volatility	12.07	12.99	12.11	12.23	12.26

PENSION CONTRIBUTION

	OPEB	Pension	
Total Pension Liability	\$52,374,960	\$109,617,000	
Net Pension Liability	\$11,956,271	\$8,848,218	\$20,804,489
Unfunded Percent	22%	8%	
Funded Percent	78%	92%	
Additional Contributions			
FY20 Additional Contribution	-	\$5,000,000	\$5,000,000
Estimated Result			
Estimated Net Pension Liability	\$11,956,271	\$3,848,218	\$15,804,489
Unfunded Percent	22%	4%	
Funded Percent	78%	96%	


PENSION PORTFOLIO ALLOCATION

	TOTAL ASSETS	CHANGE	NEW TOTAL ASSETS	NEW ALLOCATION
Employee Pension Plan (August)	110,966,356	5,000,000	115,966,356	100.0%
<u>U.S. Equity</u>				
Vanguard S&P 500 Index Adm	22,111,243	1,650,000	23,761,243	20.0%
Vanguard Mid Cap Value Index	5,304,810	800,000	6,104,810	5.0%
Vanguard Extended Market Index	3,938,010	800,000	4,738,010	4.0%
Total U.S. Equity	31,354,062	3,250,000	34,604,062	29.0%
<u>Global Equity</u>				
MFS Low Volatility Global Equity	3,464,261	-	3,464,261	3.0%
Schroders Global Multi-Cap Quality	3,266,794	-	3,266,794	3.0%
Total Global Equity	6,731,055	-	6,731,055	6.0%
<u>Non-U.S. Equity</u>				
Vanguard Total Int'l Stock Index Adm	7,178,910	1,000,000	8,178,910	7.0%
Total Non-U.S. Equity	7,178,910	1,000,000	8,178,910	7.0%
<u>U.S. Fixed Income</u>				
Wilmington Trust Fixed Income	18,320,729	750,000	19,070,729	16.0%
Total U.S. Fixed Income	18,320,729	750,000	19,070,729	16.0%
<u>Delaware Pooled Fund</u>				
State of Delaware Investment Pool	45,088,602	-	45,088,602	40.0%
Total Delaware Pooled Fund	45,088,602	-	45,088,602	40.0%
<u>Cash & Equivalents</u>				
Mutual Fund Cash Account	1,912,538	-	1,912,538	1.6%
M&T Operating Account	380,459	-	380,459	0.3%
Total Cash & Equivalents	2,292,997	-	2,292,997	2.0%



MOTION

Be it moved that the Sussex County Council, based on the recommendation of the Pension Committee and Marquette Associations, make an additional pension contribution of \$5 million based on the allocation as presented.



SUSSEX COUNTY QUARTERLY PENSION UPDATE

GINA A. JENNINGS, MBA, MPA
FINANCE DIRECTOR
(302) 855-7741 T
(302) 855-7749 F
gjennings@sussexcountype.gov



Sussex County
DELAWARE
sussexcountype.gov

MEMORANDUM:

TO: Sussex County Council
The Honorable Michael H. Vincent, President
The Honorable Irwin G. Burton III, Vice President
The Honorable Douglas B. Hudson
The Honorable John L. Rieley
The Honorable Samuel R. Wilson Jr

FROM: Gina A. Jennings
Finance Director/COO

RE: **DELAWARE TRANSIT CORPORATION FUNDING BUDGET**

DATE: September 5, 2019

DART, a division of DelDOT, has allocated \$796,850, for funding of transportation expenses for various senior centers in Sussex County. This amount is the same as in previous years. The County's responsibility is to approve a recommended funding amount for Fiscal Year 2020 as per State law. This is an allocation of State grant funds to various senior agencies for transportation purposes. At the September 10, 2019 County Council meeting, the recommended funding for each agency will be the same as in previous years:

Nanticoke Senior Center	\$ 44,958.62
Indian River Senior Center	2,099.97
Laurel Senior Center	99,081.45
Lewes Senior Center	27,120.00
Cape Henlopen Senior Center	43,065.00
CHEER, Inc.	<u>580,524.96</u>
TOTAL	\$796,850.00

Attached are copies of the request from each agency. Please feel free to contact me if you have any questions or concerns.

GAJ/nc

Attachments

pc: Mr. Todd F. Lawson



July 24, 2019

Mr. Todd Lawson
Sussex County Administrator
2 The Circle, P.O. Box 589
Georgetown, DE 19947

Dear Mr. Lawson,

The amount of money approved for the FY'20 Sussex County Reimbursable Program is \$846,850. However, the State's budget bill epilogue language states that "Section 1 of this Act makes an appropriation of \$1,494.3 TFO to the Delaware Transportation Authority (55-06-01) for Kent and Sussex Transportation "E&D". Of this amount, \$50.0 shall be allocated directly to the Sussex Cheer for transportation services." Therefore, you have a remaining \$796,850 to distribute.

Please determine the amount for each agency and write that amount on the attached budget forms. Please sign each form and mail to my attention at 119 Lower Beech St., Wilmington, DE 19805.

If you have any questions, I can be reached at 302-576-6113.

Sincerely,

A handwritten signature in blue ink that reads "Mary Wahl".

Mary Wahl
Fiscal Manager

Enclosures

	Approved FY 2019	Requested FY 2020	Recommended FY 2020
Cape Henlopen Senior Center	43,065.00	45,000.00	43,065.00
CHEER, Inc.	580,524.96	775,141.00	580,524.96
Indian River Senior Center	2,099.97	2,500.00	2,099.97
Lewes Senior Center	27,120.00	30,946.00	27,120.00
Laurel Senior Center	99,081.45	110,209.00	99,081.45
Nanticoke Senior Center	44,958.62	53,400.00	44,958.62
	<u>796,850.00</u>	<u>1,017,196.00</u>	<u>796,850.00</u>

APPENDIX A - PAGE 2 OF 2
Delaware Transit Corporation
Reimbursable Transportation Program
Proposed Program Description
FY '2020
JULY 1, 2019 - JUNE 30, 2020

AGENCY'S NAME CAPE HENLOPEN SENIOR CENTER

ADDRESS: 11 Christian Street, Rehoboth Beach, DE 19971

CONTACT PERSON: Linda Bonville

TELEPHONE #: (302) 227-2055

EMAIL ADDRESS: Lindachsc@aol.com

Expense Category	Agency Request	Expense amount by category - to equal approved apportionment
1. Client Transportation Expense		
a. Purchased Client Transportation	\$ 0	\$
b. Personal Vehicle Reimbursement	\$ 0	\$
c. Client Transportation Drivers	\$ 32,000.00	\$
d. Fuel, Oil and Fluids	\$ 7,000.00	\$
e. Client Vehicle Maintenance	\$ 2,400.00	\$
f. Client Vehicle Insurance	\$ 2,700.00	\$
g. Client Transportation Misc. Expense	\$ 900.00	\$
2. Admin. Wages & Benefits ($\leq 10\%$ Total)	\$	\$
3. Overhead ($\leq 2\%$ Total)	\$	\$
4. Less Client Transportation Income	(\$)	(\$)
TOTAL	\$ 45,000.00	\$

Funding: **Approved Sussex County Apportionment**

\$ _____



Ms. Linda Bonville
 Administrator, Cape Henlopen Senior Center

8/13/18
 Date

 John T. Sisson Date
 Chief Executive Officer

 Todd Lawson Date
 Sussex County Administrator

APPENDIX A - PAGE 2 OF 2
Delaware Transit Corporation
Reimbursable Transportation Program
Proposed Program Description
FY '2020
JULY 1, 2019 - JUNE 30, 2020

AGENCY'S NAME: CHEER, INC.


ADDRESS: 546 S. Bedford St, ext., Georgetown, DE 19947

CONTACT PERSON: Kenneth S. Bock

TELEPHONE #: (302) 515-3040 EMAIL ADDRESS: kbock@cheerde.com

Expense Category	Agency Request	Expense amount by category - to equal approved apportionment
1. Client Transportation Expense		
a.) Purchased Client Transportation	\$ 5,000	\$
b.) Personal Vehicle Reimbursement	\$ 2,000	\$
c.) Client Transportation Drivers	\$ 437,611	\$
d.) Fuel, Oil and Fluids	\$ 87,000	\$
e.) Client Vehicle Maintenance	\$ 58,000	\$
f.) Client Vehicle Insurance	\$ 26,400	\$
g.) Client Transportation Misc. Expense	\$ 26,390	\$
2. Admin. Wages & Benefits (<15% Total)	\$ 115,990	\$
3. Overhead (< 3.03% Total)	\$ 16,750	\$
4. Less Client Transportation Income	\$ -	\$
TOTAL	\$ 775,141	\$

Funding: Approved Sussex County Apportionment \$


 Mr. Kenneth S. Bock
 Chief Executive Officer, CHEER, Inc.

8/2/2018
 Date

John T. Sisson Date
 Chief Executive Officer, DTC

Todd Lawson Date
 Sussex County Administrator

APPENDIX A - PAGE 2 OF 2
Delaware Transit Corporation
Reimbursable Transportation Program
Proposed Program
FY'2020
JULY 1, 2019 – JUNE 30, 2020

AGENCY'S NAME INDIAN RIVER SENIOR CENTER

ADDRESS: 214 Iron Avenue, Millsboro, DE 19966

CONTACT PERSON: Janet Laws

TELEPHONE #: (302) 934-8839

EMAIL ADDRESS: 47jmlaws@aol.com

Expense Category	Agency Request	Expense amount by category - to equal approved apportionment
1. Client Transportation Expense		
a. Purchased Client Transportation	\$ <u>2,500</u>	\$
b. Personal Vehicle Reimbursement	\$	\$
c. Client Transportation Drivers	\$	\$
d. Fuel, Oil and Fluids	\$	\$
e. Client Vehicle Maintenance	\$	\$
f. Client Vehicle Insurance	\$	\$
g. Client Transportation Misc. Expense	\$	\$
2. Admin. Wages & Benefits (< 10% Total)	\$	\$
3. Overhead (< 2% Total)	\$	\$
4. Less Client Transportation Income	(\$)	(\$)
TOTAL	\$ <u>2,500</u>	\$

Funding: **Approved Sussex County Apportionment** \$ _____

Janet M. Laws
 Ms. Janet Laws
 Executive Director, Indian River Senior Center

8/10/10
 Date

 John T. Sisson Date
 Chief Executive Officer, DTC

 Todd Lawson Date
 Sussex County Administrator

APPENDIX A – PAGE 2 OF 2
Delaware Transit Corporation
Reimbursable Transportation Program
Proposed Program description
FY' 2020
JULY 1, 2019 – JUNE 30, 2020

AGENCY'S NAME LAUREL SENIOR CENTER

ADDRESS: P.O. Box 64, 113. N. Central Avenue, Laurel, DE 19956

CONTACT PERSON Penelope Duncan

TELEPHONE# (302) 875-2536 _ EMAIL ADDRESS: lsc5830@comcast.net

Expense Category	Agency Request	Expense amount by category- to equal approved apportionment
1. Client Transportation Expense		
a. Purchased Client Transportation	\$	\$
b. Personal Vehicle Reimbursement	\$	\$
c. Client Transportation Drivers	\$63190	\$
d. Fuel, Oil and Fluids	\$10500	\$
e. Client Vehicle Maintenance	\$10000	\$
f. Client Vehicle Insurance	\$14000	\$
g. Client Transportation Misc. Expense	\$2000	\$
2. Admin. Wages & Benefits (≤10% Total)	\$10519	\$
3. Overhead (≤2% Total)	\$	\$
4. Less Client Transportation Income	(\$)	(\$)
TOTAL	\$ 110209	\$

Funding: **Approved Sussex County Apportionment**

\$ _____

Penelope Duncan

Ms. Penelope Duncan

Date

Executive Director, Laurel Senior Center

John T. Sisson

Date

Chief Executive Officer, DTC

Todd Lawson

Date

Sussex County Administrator

APPENDIX A - PAGE 2 OF 2
Delaware Transit Corporation
Reimbursable Transportation Program
Proposed Program Description
FY '2020
JULY 1, 2019 – JUNE 30, 2020

AGENCY'S NAME LEWES SENIOR CENTER

ADDRESS: 32083 Janice Road, Lewes, DE 19958


CONTACT PERSON: Dennis Nealen

TELEPHONE #: (302) 645-9293 EMAIL ADDRESS: leweseniocenter@gmail.com

Expense Category	Agency Request	Expense amount by category - to equal approved apportionment
1. Client Transportation Expense		
a. Purchased Client Transportation	\$ 0	\$
b. Personal Vehicle Reimbursement	\$ 1670 -	\$
c. Client Transportation Drivers	\$ 17141 -	\$
d. Fuel, Oil and Fluids	\$ 4895 -	\$
e. Client Vehicle Maintenance	\$ 2241	\$
f. Client Vehicle Insurance	\$ 4573 -	\$
g. Client Transportation Misc. Expense	\$ 350 -	\$
2. Admin. Wages & Benefits ($\leq 10\%$ Total)	\$ 3500 -	\$
3. Overhead ($\leq 2\%$ Total)	\$ (200)	\$
4. Less Client Transportation Income	(\$ 2669 -)	(\$)
TOTAL	\$ 30946 -	\$

Funding: **Approved Sussex County Apportionment**

\$ _____


 Mr. Dennis Nealen
 Executive Director, Lewes Senior Center

8-9-18
 Date

John T. Sisson
 Chief Executive Officer, DTC

Date

Todd Lawson
 Sussex County Administrator

Date

APPENDIX A – PAGE 2 OF 2
Delaware Transit Corporation
Reimbursable Transportation Program
Proposed Program Description
FY '2018
JULY 1, 2019—JUNE 30, 2020

AGENCY'S NAME: NANTICOKE SENIOR CENTER

ADDRESS: 1001 West Locust Street, P. O. Box 406 Seaford, DE 19973

CONTACT PERSON: Fran Todd

TELEPHONE #: 302-629-4939 EMAIL ADDRESS: fran.todd@nanticokeseniorcenter.com

Client Transportation Expense

Expense Category	Agency Request	Expense amount by category—to equal approved apportionment
a.) Purchased Client Transportation	\$ _____	\$ _____
b.) Personal Vehicle Reimbursement	\$ <u>3600</u>	\$ _____
c.) Client Transportation Drivers	\$ <u>33800</u>	\$ _____
d.) Fuel, Oil and Fluids	\$ <u>5000</u>	\$ _____
e.) Client Vehicle Maintenance	\$ <u>5000</u>	\$ _____
f.) Client Vehicle Insurance	\$ <u>5000</u>	\$ _____
g.) Client Transportation Misc. Expense	\$ <u>300</u>	\$ _____
Admin. Wages & Benefits (<10% Total	\$ <u>4500</u>	\$ _____
Overhead (<2% Total)	\$ <u>900</u>	\$ _____
Less: Client Transportation Income	\$ <u><4700></u>	\$ _____
TOTAL	\$ <u>53400</u>	\$ _____
Funding: Approved Sussex County Apportionment		\$ _____

Ms. Fran Todd
Ms. Fran Todd,
Director of Operations, Nanticoke Senior Center

8/15/2018
DATE APPROVED:

John T. Sisson
Chief Executive Officer, DTC

Date

Todd Lawson
Sussex County Administrator

Date

ADMINISTRATION
MICHAEL J. COSTELLO
GOVERNMENT AFFAIRS MANAGER
(302) 854-5060 T
(302) 855-7749 F
michael.costello@sussexcountyde.gov



Sussex County
DELAWARE
sussexcountyde.gov

Memorandum

TO: Sussex County Council
The Honorable Michael H. Vincent, President
The Honorable Irwin G. Burton III, Vice President
The Honorable Douglas B. Hudson
The Honorable John L. Rieley
The Honorable Samuel R. Wilson Jr.

FROM: Michael Costello
Government Affairs Manager

RE: **“KEEP DE LITTER FREE” – EMPLOYEE PARTICIPATION**


DATE: September 6, 2019

During next Tuesday’s meeting, I will provide a brief announcement of our staff’s participation with the Governor’s initiative of “Keep DE Litter Free.” This will be in conjunction with the Employee Benefit Committee’s annual luncheon on September 20th.



ENGINEERING DEPARTMENT

ADMINISTRATION	(302) 855-7718
AIRPORT & INDUSTRIAL PARK	(302) 855-7774
ENVIRONMENTAL SERVICES	(302) 855-7730
PUBLIC WORKS	(302) 855-7703
RECORDS MANAGEMENT	(302) 854-5033
UTILITY ENGINEERING	(302) 855-7717
UTILITY PERMITS	(302) 855-7719
UTILITY PLANNING	(302) 855-1299
FAX	(302) 855-7799



Sussex County

DELAWARE
sussexcountyde.gov

HANS M. MEDLARZ, P.E.
COUNTY ENGINEER

Memorandum

TO: Sussex County Council
The Honorable Michael H. Vincent, President
The Honorable Irwin G. Burton III, Vice President
The Honorable John L. Rieley
The Honorable Douglas B. Hudson
The Honorable Samuel R. Wilson, Jr.

FROM: Hans Medlarz, P.E., County Engineer

RE: *Western Sussex Transmission Facilities:
Contract No. 2, Pact One, LLC
A. Change Order No. 1*

DATE: September 10, 2019

On August 22, 2017, County Council adopted a resolution establishing the Western Sussex Area of the Unified Sewer District. Since then the Engineering and Finance Departments submitted the project to DNREC for funding consideration under the Clean Water State Revolving Fund and on August 14, 2018, the State issued a binding commitment offer in the overall amount of \$16,634,748 to be repaid within 30-years with 2.5% interest. On November 27, 2018, Council accepted the offer and approved the associated borrowing ordinance. After project completion, \$3,200,000 will be applied in principle forgiveness reducing the overall borrowing.

On December 5, 2017, Council approved the GMB, Inc. base contract in conjunction with Amendment No.1 in the amount of \$ 1,302,178.00 for engineering planning, design and construction phase services in conjunction with transmission facilities to convey wastewater from the Towns of Bridgeville and Greenwood to Seaford for treatment and disposal. On April 2, 2019, Council approved Amendment No. 2 to GMB, Inc.'s base contract.

On May 14, 2019, Contract No.2 was awarded to Pact One, LLC in the amount of \$2,063,255.00, for the Base Bid (Schedules A + B + C) and Alternate Bid Items D1 through D4. At the time, Alternate Bid Item D5 was not awarded due its significantly higher than anticipated cost. In subsequent discussions the contractor, Pact One LLC realized they had misinterpreted the scope for Item D5 at bid time. A new cost proposal in the amount of \$96,840.00 has been submitted. It is approximately 16% of the original bid and lower than the other bid submitted for Item D5. The Engineering Department determines it to be reasonable and is recommending approval of Change Order No. 1.



CHANGE ORDER NO. 1

Owner: Sussex County
Engineer: George, Miles, & Buhr, LLC
Contractor: Pact One, LLC
Project: Western Sussex Transmission Facilities
Contract Name: Contract 2 - Market Street Gravity Sewer
Date Issued: August 29, 2019
Owner's Project No.: 18-12
Engineer's Project No.: 170219
Contractor's Project No.: 241
Effective Date of Change Order:

The Contract is modified as follows upon execution of this Change Order:

Description:

ADD – Cleaning and CCTV of 4,035 Lineal Feet of Interceptor Sewer Main at \$24.00/LF unit price

Attachments:

Contractor Proposal Form dated 8-28-19

Change in Contract Price	Change in Contract Times
Original Contract Price: \$ 2,063,255.00	Original Contract Times: Substantial Completion: 150 days Ready for final payment:
[Increase] [Decrease] from previously approved Change Orders: \$ 0	[Increase] [Decrease] from previously approved Change Orders: Substantial Completion: None Ready for final payment:
Contract Price prior to this Change Order: \$ 2,063,255.00	Contract Times prior to this Change Order: Substantial Completion: 150 days Ready for final payment:
Increase this Change Order: \$ 96,840.00	[Increase] [Decrease] this Change Order: Substantial Completion: None Ready for final payment:
Contract Price incorporating this Change Order: \$ 2,160,095.00	Contract Times with all approved Change Orders: Substantial Completion: 150 days Ready for final payment:

Recommended by Engineer (if required)

By: _____

Title: _____

Date: _____

Authorized by Owner

By: _____

Title: _____

Date: _____

Accepted by Contractor

Approved by Funding Agency (if applicable)

ENGINEERING DEPARTMENT

ADMINISTRATION	(302) 855-7718
AIRPORT & INDUSTRIAL PARK	(302) 855-7774
ENVIRONMENTAL SERVICES	(302) 855-7730
PUBLIC WORKS	(302) 855-7703
RECORDS MANAGEMENT	(302) 854-5033
UTILITY ENGINEERING	(302) 855-7717
UTILITY PERMITS	(302) 855-7719
UTILITY PLANNING	(302) 855-1299
FAX	(302) 855-7799



Memorandum

Sussex County

DELAWARE
sussexcountype.gov

HANS M. MEDLARZ, P.E.
COUNTY ENGINEER

TO: Sussex County Council
The Honorable Michael H. Vincent, President
The Honorable Irwin G. Burton III, Vice President
The Honorable Douglas B. Hudson
The Honorable John L. Rieley
The Honorable Samuel R. Wilson, Jr.

FROM: Hans Medlarz, P.E., County Engineer

RE: *Inland Bays Regional Wastewater Facility
Biosolids Handling Agreements for
Artesian Wastewater Management Inc.*

DATE: September 10, 2019

In August of 2016, Council approved a comprehensive expansion project to the Inland Bays Regional Wastewater Facility (IBRWF). The project contained, among other aspects, a regional biosolids handling facility which is now under construction. The facility will operate most efficiently with third party loadings in addition to all County owned facilities contributions, allowing for extended continuous annual operations.

The Cities of Rehoboth Beach and Seaford, as well as the Lewes Board of Public Works provide wastewater treatment services for various areas of the Unified Sanitary Sewer District. In a cooperative engineering effort, the County's design has integrated in the facility, the transfer of Class B biosolids to IBRWF for final treatment. The County has executed biosolids agreements with all three jurisdictions. The facility has been sized for Countywide contributions. In this respect, discussions with Georgetown and Selbyville are still ongoing. The Engineering Department anticipates a fully operational facility with these improvements in place by spring of 2020. Until then, all prospective partners will continue their respective independent operations.

The Engineering Department is now requesting approval of the twenty (20) year agreement with Artesian Wastewater Management Inc. for the treatment of Class B biosolids at the IBRWF. Artesian will facilitate transportation from their respective wastewater facilities to the IBRWF. Treatment expenses will be calculated on a dry ton basis using actual previous years' maintenance and operation expenses, hence developing an accurate, fair and consistent rate. The original base Agreement has been developed in conjunction with the Assistant County Attorney and the municipal partners. The only change in this version is the removal of the transportation component.



**BIOSOLIDS HANDLING AGREEMENT BETWEEN SUSSEX COUNTY
AND ARTESIAN WASTEWATER MANAGEMENT, INC.**

THIS AGREEMENT (the “Agreement”), made this _____ day of _____ 2019 (“Effective Date”), by and between **SUSSEX COUNTY** (the “County”) and **ARTESIAN WASTEWATER MANAGEMENT, INC.**, a Delaware corporation (“Artesian”).

WITNESSETH:

WHEREAS, the County owns a wastewater treatment facility known as the Inland Bays Regional Wastewater Facility (“IBRWF”); and

WHEREAS, the County intends to construct a Class A biosolids treatment facility at the IBRWF (“Biosolids Facility”); and

WHEREAS, once the IBRWF Biosolids Facility is complete, Artesian wishes to send biosolids produced at various Artesian wastewater treatment facilities located throughout Sussex County, Delaware to the Biosolids Facility for treatment and disposal.

NOW, THEREFORE, in consideration of the mutual covenants and other consideration contained herein, the sufficiency of such consideration being hereby acknowledged, the parties hereto agree as follows:

1. Definitions. The parties agree to the following definitions for the purposes of this Agreement:

- a) Treatment and disposal: shall mean those processes necessary for the County to treat wastewater biosolids in a manner that results in Class A biosolids that can be land applied or otherwise beneficially used by the County in compliance with future Limited Distribution Permit(s) to be issued by the State of Delaware. Any Class B biosolids that the County produces will be disposed of at the landfill.
- b) Biosolids: shall mean the sludges generated by biological treatment of wastewater that is not recycled back to the biological facility. Class A biosolids are those wastewater sludges that meet the pathogen control requirements of 40 CFR 503.32(a). Class B biosolids are those

wastewater sludges that meet the pathogen control requirements of 40 CFR 503.32(b).

2. Term. The term of this Agreement shall commence on the date that the last party hereto executes this Agreement and shall remain in effect for twenty (20) years from the Effective Date, unless earlier terminated for default as provided herein. The County shall give Artesian prompt notice on the date that the County is ready and able to accept biosolids from Artesian, it being understood that the Biosolids Facility must be constructed and permitted before it can accept biosolids. The County estimates that it will be ready and able to start accepting biosolids at the IBRWF by January 1, 2020. Until the opening date of the IBRWF Biosolids Facility, the County has agreed to accept liquid biosolids from Artesian at the County's South Coastal Regional Wastewater Facility (SCRWF).

3. Transportation. Artesian agrees to transport the biosolids from its various Sussex County facilities to IBRWF via tanker trucks. In order to initiate transport acceptance at IBRWF, Artesian shall send electronic notice to the County's staff member(s) designated to receive orders at the Biosolids Facility, whose present contact information, which is subject to change from time to time hereafter, is:

Edwin Tennefoss
Director of Environmental Services
edwin.tennefoss@sussexcountype.gov

Within one (1) business day after receipt of Artesian's transport notice, the County shall set and respond to Artesian with a date and time that falls within one (1) week of Artesian's request, when the County will accept the Artesian loads at the Biosolids Facility. No notice shall be necessary before Artesian transports biosolids to SCRWF.

4. Treatment. The County agrees to accept for further treatment up to one hundred (100) dry tons per year of biosolids with a solids content between a minimum of 1% and a maximum of 4%, provided, however, that the County reserves the right to refuse any truckloads of biosolids that exceed the concentrations of parameters set forth in Exhibit A hereto, which is incorporated herein by reference. The County also reserves the right to refuse truckloads that are not within the mandatory range of 1% to 4% solids content. In addition, operation and maintenance of facilities not owned by the County and before the point of acceptance by the County, will be responsibility of Artesian.

5. Payment. The County shall invoice Artesian on a quarterly basis for the biosolids pickup, treatment and disposal fees incurred in the previous quarter in accordance with the following terms:

- (a) The treatment and disposal fee will be three hundred dollars (\$300.00) per dry ton during the first calendar year, which shall begin on the date that Artesian begins sending biosolids to the IBRWF. At the end of the first calendar year, the County will calculate the previous year's maintenance and operation expenses of handling, treating and disposing of each dry ton in its Biosolids Facility and will submit a revised rate to Artesian that shall become applicable in the following calendar year. The annually revised rate will be set on this same day each year based upon the overall costs of maintenance and operations at the Biosolids Facility during the previous calendar year divided by the number of total of dry tons processed during the previous calendar year.
- (b) Artesian shall pay any invoice within forty-five (45) days of the mailing date. Late payments shall be assessed a one percent (1%) late fee, compounded monthly, and shall be considered a breach of this Agreement as long as the payments remain outstanding.

6. Biosolids Standards. Prior to commencement of transfers to the Biosolids Facility, Artesian shall ensure that all biosolids meet the requirements of the standards set forth in Exhibit A. If necessary, Artesian agrees to revise its industrial pretreatment permit(s) in order to meet said standards prior to releasing biosolids to the Biosolids Facility.

7. Calculation of Dry Tons. The solids content of each truckload of digested Class B biosolids received from Artesian shall be determined as follows: 1) the County will weigh the truckload received from Artesian at its Biosolids Facility on its calibrated IBRWF scales; and 2) the County will take a grab sample from each truck and test it in order to determine the solids content. The weight of the entire truckload will be deemed to have that same percentage as determined in the sample results. A receipt for each delivery noting the results of the weighing and sampling will be provided to Artesian within a reasonable timeframe after delivery of each load. Artesian may send a representative to observe any of these steps, in its discretion.

8. Termination.

- (a) Should Artesian breach or fail to comply with any of the provisions of the Agreement, the County may in writing demand that Artesian remedy such breach. Artesian shall cure said breach or failure to comply within thirty (30) days from receipt of notice from the County. In the event that the breach or failure to comply is not capable of correction within thirty (30) days, then Artesian must inform County of such fact and County will determine a reasonable time to cure. In the event that Artesian does not cure within thirty (30) days or the time designated by the County, whichever time period is applicable, this Agreement may be terminated immediately upon County's written notice of such termination. Any costs or expenses that the County incurs as the result of Artesian's breach of this Agreement shall be reimbursed to the County within thirty days of sending a detailed invoice, and this obligation survives termination of this Agreement. The remedies of this Agreement for default by the breaching party shall be cumulative and not limited to the provisions contained in this Agreement, but shall include all other remedies available to it at law or in equity.
- (b) Should the County breach or fail to comply with any of the provisions of the Agreement, Artesian may in writing demand that the County remedy such breach. The County shall cure said breach or failure to comply within thirty (30) days from receipt of notice from the Artesian. In the event that the breach or failure to comply is not capable of correction within thirty (30) days, then the County must inform Artesian of such fact and Artesian will determine a reasonable time to cure. In the event that the County does not cure within thirty (30) days or the time designated by Artesian, whichever time period is applicable, this Agreement may be terminated immediately upon Artesian's written notice of such termination. Any costs or expenses that Artesian incurs as the result of the County's breach of this Agreement shall be reimbursed to Artesian by the County within thirty days of sending a detailed invoice. The remedies of this Agreement for default by the breaching party shall be cumulative and not limited to the provisions contained in this Agreement, but shall include all other remedies available to it at law or in equity.

9. Inspection of Records. With at least three (3) business days' written notice, each party hereto, by a duly authorized representative, shall have the right at any time during regular business hours to inspect the books and records of the other party to the extent necessary to ascertain the accuracy of any information used in the calculations of the payments to be made under this Agreement, including but not limited to, the pickup and treatment fees.

10. Permit Compliance. The County will immediately notify Artesian if permit compliance issues are experienced at the IBRWF facility as a result of the biosolids sent to IBRWF by Artesian. The County shall provide notice of any compliance issues in writing to Artesian. Upon receipt of the notice, Artesian will take immediate steps to remedy the issues. If Artesian is unable to immediately correct such compliance issues, Artesian shall make verbal contact with the County and shall submit a written plan of correction to the County for approval within a reasonable timeframe, as determined by the County, from discovery of the compliance issue and/or receipt of the County's notice, whichever first occurred. Failure of Artesian to comply with a correction plan shall constitute a default of this Agreement and shall be a basis to terminate the Agreement in accordance with Section 8.

11. Compliance with Applicable Laws. The parties agree to comply with all applicable permits, statutes, ordinances, rules, orders, policies, regulations and requirements of the Federal, State, County and City Governments and any and all Courts, Departments and Bureaus that may apply to this Agreement. Further, Artesian agrees to comply with any reasonable instructions of the County with regard to the preparation of its biosolids to the County for transport.

12. Assignment. Artesian shall not assign or transfer any interest in this Agreement to any entity(s) or person(s) whatsoever without first receiving the County's written consent.

13. Notice. Any notice provided for herein, unless otherwise noted, shall be given by hand or registered or certified mail, postage prepaid and addressed to, if for the County: Sussex County Engineer, Sussex County Department of Engineering, 2 The Circle, P.O. Box 589, Georgetown, Delaware 19947 and if for Artesian: Executive Vice President, Artesian Wastewater Management, Inc., 664 Churchmans Road, Newark, Delaware 19702

The parties must provide advance written notice of any changes to the above-listed addresses. Notices sent to the addresses above or to an updated address properly

noticed in writing shall be deemed to be delivered on the third business day after sending to the other party via USPS.

14. Amendments/Modification. No amendments or modifications to this Agreement shall be binding unless in writing and signed by the County and Artesian.

15. Binding on Heirs. This Agreement shall be binding upon and for the benefit of the heirs, executors, administrators, and successors of the County and Artesian in like manner as upon the original parties, except as provided by mutual written agreement.

16. Integration. This document comprises the entire Agreement between the parties hereto relative to this matter and supersedes any prior agreements or representations, whether verbal or in writing.

17. Laws of Delaware. The Agreement shall be governed by and construed in accordance with the substantive laws of the State of Delaware without regard to principles of conflict of laws. Any action at law, suit in equity, or judicial proceeding for the enforcement of this Agreement or regarding any provision hereof shall be instituted and maintained only in a court of competent jurisdiction located in Sussex County, Delaware, or if under federal jurisdiction, in the District Court of the State of Delaware.

18. Signature Authority. Both the County and Artesian represent and warrant that they have the full and complete authority to execute this Agreement on behalf of their respective organizations.

19. Opportunity to Consult with Legal Counsel. The parties acknowledge that each has had the opportunity to consult with legal counsel of their own choosing concerning the provisions of this Agreement.

20. Time Calculations. Time is of the essence. The term “day” as used herein shall mean calendar day, unless specifically defined as a “business day.”

21. Legal Construction. The parties acknowledge that each had the ability to negotiate terms and conditions, and this Agreement shall not be construed against the party who prepared and drafted the Agreement documents. If one or more of the provisions of the Agreement is held to be invalid, illegal or unenforceable in any respect for any reason, such invalidity, illegality, or unenforceability shall not affect

any other provision of the Agreement, and the Agreement shall be construed as if the invalid, illegal, or unenforceable provision had never been included.

22. Headings and Subheadings. The headings and subheadings herein are for convenience only and shall not be used to relieve either party of any obligation under this Agreement.

23. Non-Waiver of Rights. Any forbearance by either party in exercising its rights hereunder shall not be construed as a waiver thereof, unless expressly set forth in writing and signed by the parties. Any waiver by either party of any provision or condition of this Agreement shall not be construed or deemed to be a waiver of any other provision or condition of this Agreement, nor a waiver of a subsequent breach of the same provision or condition.

24. No Third-Party Beneficiaries. Neither the provisions of this Agreement nor the performance of the parties hereunder is intended to benefit, nor shall inure to the benefit, of any third party.

25. Execution in Counterparts. This Agreement may be executed in one or more counterparts, any or all of which shall constitute one and the same instrument.

[Signature pages follow]

IN WITNESS WHEREOF, the parties hereto have set their hands and seals the day first above-mentioned.

WITNESS

SUSSEX COUNTY

Name: _____

By: _____(SEAL)
Name: Michael H. Vincent
Title: President, Sussex County Council

STATE OF DELAWARE)
) ss.
SUSSEX COUNTY)

Be it remembered that on this _____ day of _____, 2019, personally came before me, a notary public in and for the State and County aforesaid, Michael H. Vincent, known or satisfactorily proven to me to be the President and of the Sussex County Council, party to the foregoing Agreement, and acknowledged that, in his capacity as such, he executed this Agreement in his own hand for the County.

As given under my hand and seal of office this day and year aforesaid.

Notary Public
Name: _____

ATTEST:

**ARTESIAN WASTEWATER
MANAGEMENT, INC.,**
a Delaware corporation

Name: _____
Title: _____

By: _____ (SEAL)
Name: Dian C. Taylor
Title: President & Chief Executive Officer

STATE OF DELAWARE)
) ss.
SUSSEX COUNTY)

Be it remembered that on this _____ day of _____, 2019, personally came before me, a notary public in and for the State and County aforesaid, Dian C. Taylor, known or satisfactorily proven to me to be the President of Artesian Wastewater Management, Inc., party to the foregoing Agreement, and acknowledged that, in her capacity as such, she executed this Agreement in her own hand for the above-named entity.

As given under my hand and seal of office this day and year aforesaid.

Notary Public
Name: _____

SUSSEX COUNTY BIOSOLIDS AGREEMENTS

EXHIBIT A

May 8, 2017

Any sludges accepted at the Sussex County Inland Bays Regional Wastewater Facility shall not exceed the dry weight metal concentration limits of 40 CFR, Part 503 or the dry weight concentration limits set by the State of Delaware, as may be hereafter amended, whichever is lower.

	Concentration mg / kg (dry weight)	
	State of Delaware	40 CFR, Part 503
As	41	41
Cd	39	39
Cr	1200	1200
Cu	1500	1500
Pb	300	300
Hg	17	17
Mo	39	---
Ni	420	420
Se	36	100
Zn	2800	2800

ENGINEERING DEPARTMENT

ADMINISTRATION	(302) 855-7718
AIRPORT & INDUSTRIAL PARK	(302) 855-7774
ENVIRONMENTAL SERVICES	(302) 855-7730
PUBLIC WORKS	(302) 855-7703
RECORDS MANAGEMENT	(302) 854-5033
UTILITY ENGINEERING	(302) 855-7717
UTILITY PERMITS	(302) 855-7719
UTILITY PLANNING	(302) 855-1299
FAX	(302) 855-7799



Sussex County

DELAWARE
sussexcountyde.gov

HANS M. MEDLARZ, P.E.
COUNTY ENGINEER

MEMORANDUM

TO: Sussex County Council
The Honorable Michael H. Vincent, President
The Honorable Irwin G. Burton III, Vice President
The Honorable Samuel R. Wilson, Jr.
The Honorable John L. Rieley
The Honorable Douglas B. Hudson

FROM: Hans Medlarz, P.E., County Engineer

RE: ***Artesian Wastewater Management Inc.
A. 2016 Bulk Wastewater Services Agreement – Addendum No.2***

DATE: September 10, 2019

In July of 2016, the Engineering Department gave a comprehensive presentation on Sussex County's proactive wastewater infrastructure planning in the North Coastal Planning Area. The goal was expansion of utility coordination between wastewater service providers. Hence, avoiding duplication of capital expenditures and utilization of existing sewer transmission and treatment capacity up to its permitted limits.

County Council authorized agreement negotiations with other wastewater service providers for the utilization of seasonally available, existing wastewater treatment capacity and on August 30, 2016, approved the original agreement with Artesian Wastewater Management, Inc. Other agreements with municipal providers have followed since then. The approach of allowing the most cost-effective transmission and treatment of wastewater, represented by the tier style service map, has been incorporated in the County Code revisions for Chapter 110, as well as the 2018 Comprehensive Plan.

The 2016 agreement did not require modification of the either party's underlying DNREC wastewater permit, but instead allowed raw wastewater to be transmitted and treated by the most cost-effective option with the intention of creating a balanced flow exchange system. It worked well and to date, the contractual flow balance threshold hasn't been crossed.

On January 29, 2019, Council approved Addendum No. 1 to the Agreement, expanding the exchange to treated effluent with a 4 to 1 exchange ratio with wastewater for balancing purposes. In addition, it established a ten-year term allowing for better long-term planning.

The Artesian effluent disposal at the Stonewater Facility is permitted for up to 450,000 gpd with a built-in 100% reserve. In order to access the reserve, Artesian must demonstrate that a reserve site is available, allowing an equal disposal capacity to be designed. The County has such a site which was pretested for that purpose. Department is now proposing to extend the



term to twenty-five-years matching the term at the Wolfe Neck facility as well as making the county's pretested land available for a potential spare disposal area if needed. This arrangement would allow the full utilization of Artesian's Stonewater disposal facility. The legal form of the Addenda had been developed in conjunction with the Assistant County Attorney. The Engineering Department is requesting Council's approval of Addendum No.2.

ADDENDUM NO. 2 TO THE
BULK WASTEWATER SERVICES AGREEMENT

Between

ARTESIAN WASTEWATER MANAGEMENT, INC.

and

SUSSEX COUNTY

WHEREAS, on August 30, 2016 the parties entered into a Bulk Wastewater Services Agreement (“Agreement”) regarding exchange of Wastewater; and

WHEREAS, on February 7, 2019 the parties signed Addendum No. 1 to the Agreement; and

WHEREAS, both parties desire to further amend the Agreement.

NOW THEREFORE, the Sussex County Council (County) and Artesian Wastewater Services Management, Inc. (Artesian) agree to further amend the Agreement as follows:

1. By adding new Section 19. Rapid Infiltration Basin (RIB) Capacity Reserve as follows:

19. Rapid Infiltration Basin (RIB) Capacity Reserve. In recognition of Artesian relinquishing partially or fully the built-in reserve capacity at Artesian’s current RIBs facility located in the development known as Stonewater, the County hereby reserves for Artesian a suitable, pretested area located on the County’s Tax Parcel No. 234-21.00-151.03 sufficient to fully replace the RIB capacity now, or in the future, available at Artesian’s current RIBs facility. The parcel upon which the County reserves sufficient RIB capacity for Artesian is depicted on Exhibit A hereto, which is incorporated herein by reference.

2. By amending Section 8. Term by replacing the current ten-year term with a new twenty-five year term that shall begin upon the date of the full execution and delivery of this Addendum No. 2, to be followed by automatic renewal terms of twenty-five years each, provided that neither party is in default under the terms of the Agreement at the time of renewal.

All other terms and conditions of the Agreement remain unchanged.

IN WITNESS WHEREOF, the parties have set their hands and seals the day stated below.

Attest:

ARTESIAN WASTEWATER MANAGEMENT

By: _____(SEAL)

Joseph A. DiNunzio, E.V.P.

Dian C. Taylor, Chief Executive Officer

STATE OF DELAWARE :

: SS.

COUNTY OF NEW CASTLE :

BE IT REMEMBERED, that on the _____ day of _____, 2019, personally came before me, the Subscriber, a Notary Public for the State and County aforesaid, Dian C. Taylor, known to me personally to be the Chief Executive Officer of Artesian Wastewater Management, Inc. and, in that capacity, she executed this Addendum No. 2 To The Bulk Wastewater Services Agreement in her own hand for the corporation.

Notary Public

Attest:

SUSSEX COUNTY, DELAWARE

By: _____(SEAL)

Clerk, Sussex County Council

Michael H. Vincent, President

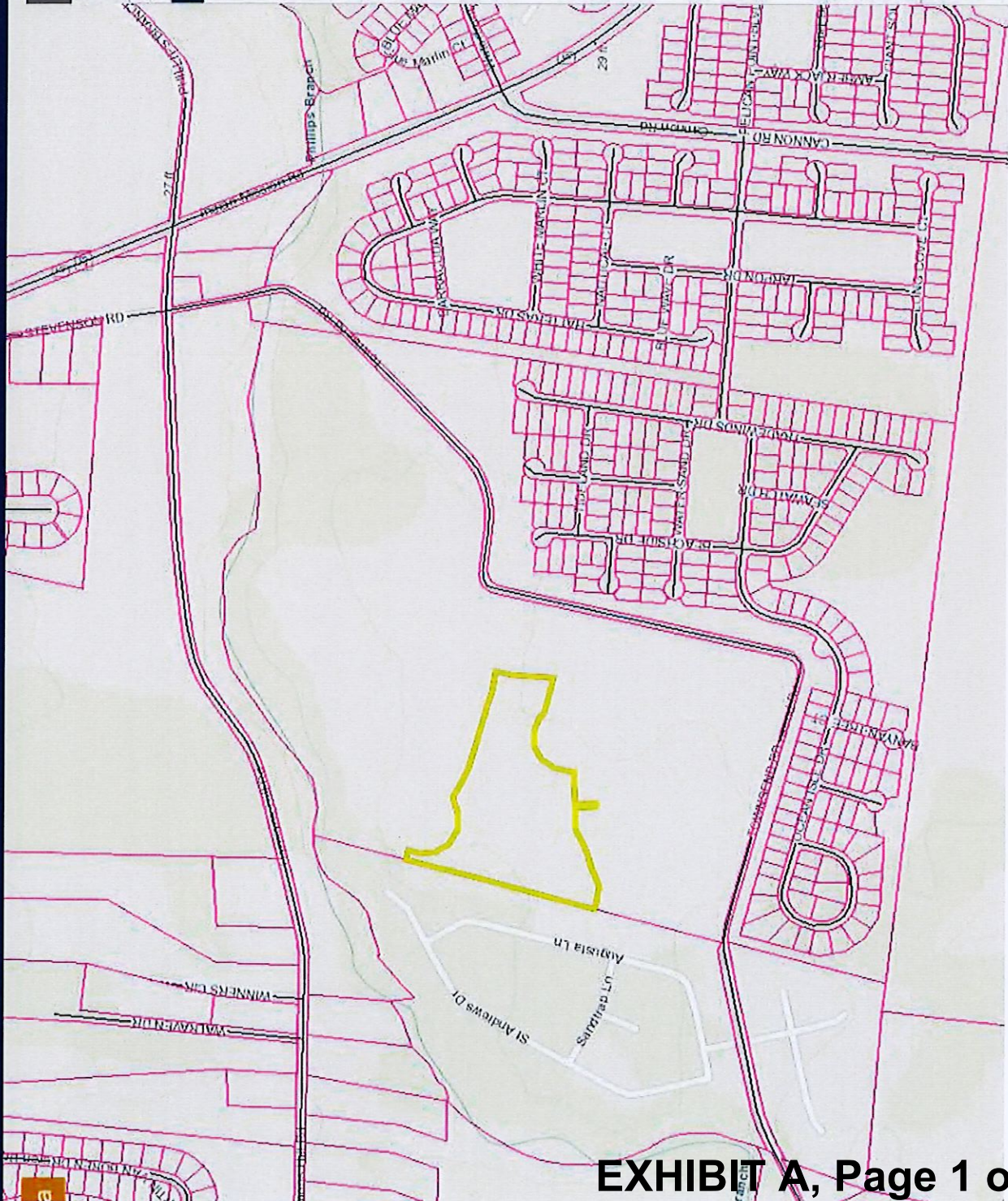
STATE OF DELAWARE :

: SS.

COUNTY OF SUSSEX :

BE IT REMEMBERED, that on the _____ day of _____, 2019, personally came before me, the Subscriber, a Notary Public for the State and County aforesaid, Michael H. Vincent, known to me personally to be President of the Sussex County Council and, in that capacity, he executed this Addendum No. 2 To The Bulk Wastewater Services Agreement in his own hand for the County.

Notary Public



Hide search results

Search results

Clear Selection

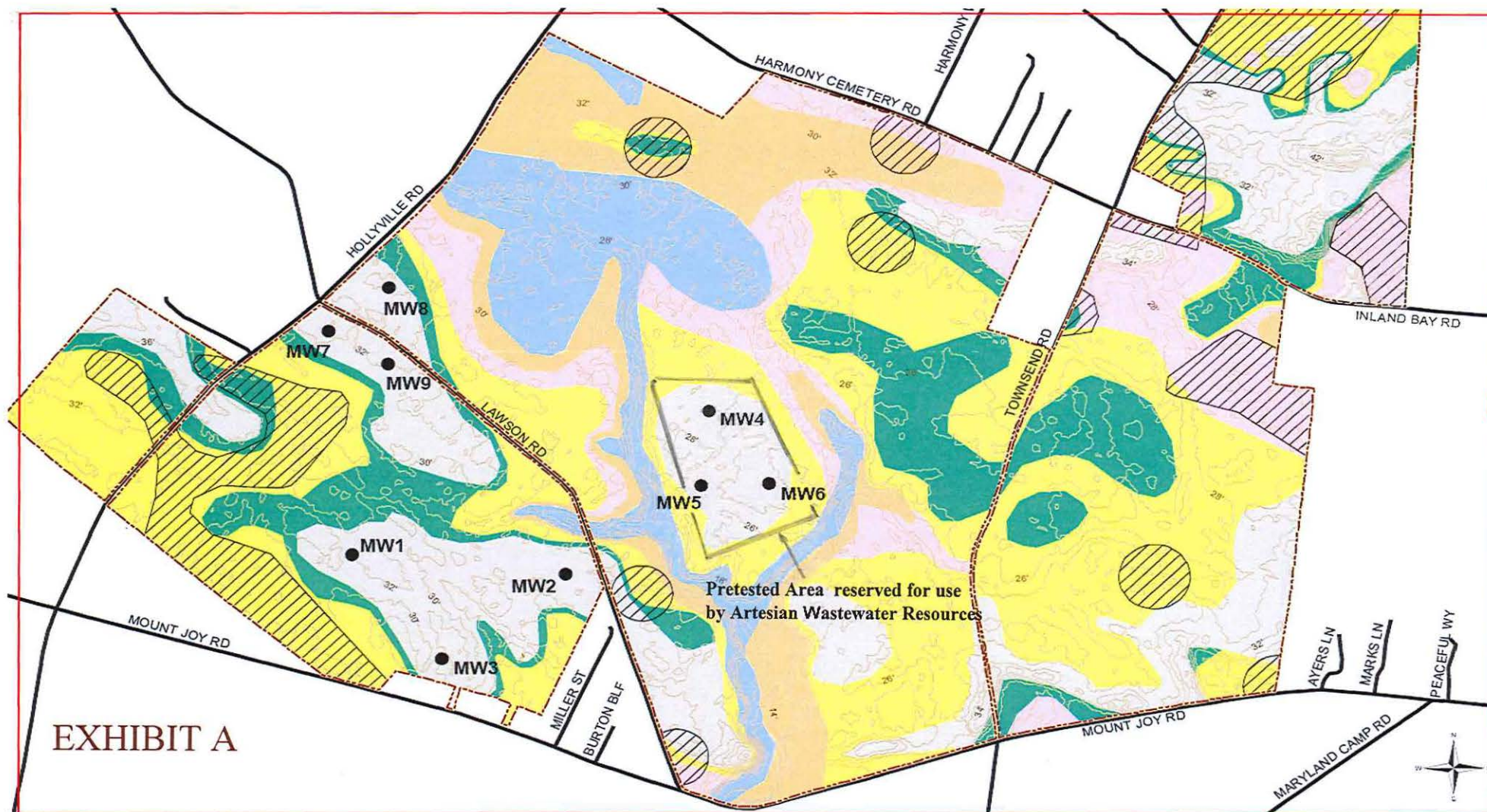
Selected Features: Parcels (1)

1) 234-16.00-906.00

Zoom

Book	4031
Page	20
Owner Name	DOUBLE H FARM LLC
Mailing Address	32740 WEBBS LANDING RD
City	LEWES
State	DE
Description	PELICAN POINT
Description 2	OPEN SPACE AREA A1
Description 3	WASTEWATER UTILITIES
Land Code	TX
Town Code	00
CAP	0
BLDG Improvement	0
LND Improvement	0
PIN with Unit	234-16.00-906.00
PIN	234-16.00-906.00
Zipcode	19958
Frontage	0
Depth	0

Selected Features (1)





SUSSEX COUNTY GOVERNMENT

GRANT APPLICATION

SECTION 1 APPLICANT INFORMATION

ORGANIZATION NAME:	Nanticoke River Arts Council		
PROJECT NAME:	Operating expenses		
FEDERAL TAX ID:	74-3259770	NON-PROFIT:	<input checked="" type="checkbox"/> YES <input type="checkbox"/> NO
DOES YOUR ORGANIZATION OR ITS PARENT ORGANIZATION HAVE A RELIGIOUS AFFILIATION?			
<input type="checkbox"/> YES <input checked="" type="checkbox"/> NO *IF YES, FILL OUT SECTION 3B.			
ORGANIZATION'S MISSION:	The Nanticoke River Arts Council is a non-profit organization dedicated to promoting the appreciation, practice, and enjoyment of all visual and performance art in western Sussex County, and to advance creative endeavors, educate, and engage our community		
ADDRESS:	Gallery 107		
	324 High Street		
	Seaford	Delaware	19973
	(CITY)	(STATE)	(ZIP)
CONTACT PERSON:	Christina Darby		
TITLE:	President		
PHONE:	302-628-2787	EMAIL:	Chrisdarby@att.net

TOTAL FUNDING REQUEST: _____

Has your organization received other grant funds from Sussex County Government in the last year? ☒ YES ☐ NO

If YES, how much was received in the last 12 months?

\$1500

If you are asking for funding for building or building improvements, do you own the building in which the funding will be used for? ☐ YES ☒ NO

Are you seeking other sources of funding other than Sussex County Council? ☐ YES ☒ NO

If YES, approximately what percentage of the project's funding does the Council grant represent? _____

SECTION 2: PROGRAM DESCRIPTION

PROGRAM CATEGORY (choose all that apply)

- | | | |
|--|--|---|
| <input type="checkbox"/> Fair Housing | <input type="checkbox"/> Health and Human Services | <input checked="" type="checkbox"/> Cultural |
| <input type="checkbox"/> Infrastructure ¹ | <input type="checkbox"/> Other _____ | <input checked="" type="checkbox"/> Educational |

BENEFICIARY CATEGORY

- | | | |
|---|--|---|
| <input type="checkbox"/> Disability & Special Needs | <input type="checkbox"/> Victims of Domestic Violence | <input type="checkbox"/> Homeless |
| <input type="checkbox"/> Elderly Persons | <input type="checkbox"/> Low to Moderate Income ² | <input checked="" type="checkbox"/> Youth |
| <input type="checkbox"/> Minority | <input type="checkbox"/> Other _____
Tourists to the area and residents | |

BENEFICIARY NUMBER

Approximately the total number of Sussex County Beneficiaries served annually by this program:
1525

SECTION 3: PROGRAM SCOPE

- A. Briefly describe the program for which funds are being requested. The narrative should include the need or problem to be addressed in relation to the population to be served or the area to benefit.

The Nanticoke River Arts Council continues to be active in our community participating in and supporting events such as Live for Chocolate, Seaford Tomorrow, the Chamber Dinner and Auction, and various hospital activities among others. Each March, which is National Student Art Month, we host area schools with their own show and sale. Our community and downtown are important to us and we strive to encourage its revitalization. Funds received would go for standard rent, utilities, etc. to allow us to keep our doors open.

- B. IF RELIGIOUS AFFILIATION WAS CONFIRMED ABOVE IN SECTION 1, PLEASE FILL OUT THE FOLLOWING SECTION. IF RELIGIOUS AFFILIATION WAS NOT CHECKED IN SECTION 1, THIS SECTION MAY BE LEFT BLANK.

A faith-based nonprofit organization is eligible to receive and apply for a grant on the same basis as other nonprofit organizations, with respect to programs which are eligible. In the selection of grantees, the County will not discriminate for or against an organization on the basis of the organization's religious characterization or affiliation. However, certain requests to utilize funding for programs with religious purposes may not be eligible due to constitutional principles of the United States and/or the State of Delaware.

Briefly describe the components of the program that involve religious purposes and the components that involve secular purposes, or non-religious purposes. If both non-religious and religious purposes are involved in the program, this narrative must include the specific actions that will be implemented in order to ensure that the funding is solely used for non-religious purposes and will not be used to advance or inhibit religious or faith-based activities.

After the awarded funds have been made, receipts of the non-religious purchases shall be submitted in accordance with Section 5 below before funds will be disbursed.

SECTION 4: BUDGET


REVENUE	
Please enter the current support your organization receives for this project (not entire organization revenue if not applicable to request)	
TOTAL REVENUES	\$32,380.51
EXPENDITURES	
Please enter the total projected budget for the project (not entire organization expense if not applicable to request). Example of expenditure items: PERSONNEL-one lump sum that would include benefits, OPERATING COSTS-supplies, equipment, rent/lease, insurance, printing telephone, CONSTRUCTION/ACQUISITION-acquisition, development, rehab hard cost, physical inspections, architectural engineering, permits and fees, insurance, appraisal. (Put amounts in as a negative)	
Rent	-\$14,400.00
Total utilities	-\$3,290.51
Insurance	-\$807.00
Office expense	-\$985.91
Instructor and artist commission	-\$6,166.26
Other including advertising, scholarship, fundraiser expense	-\$4,784.99
Total outflow	-\$31,104.37
TOTAL EXPENDITURES	\$ 0.00
TOTAL DEFICIT FOR PROJECT OR ORGANIZATION	\$ 0.00

SECTION 5: STATEMENT OF ASSURANCES

<p>If this grant application is awarded funding, the <u>Nanticoke River Arts Council</u> agrees that:</p> <p style="text-align: center;">(Name of Organization)</p>	
<p>1) For non-religious organizations, all expenditures must have adequate documentation and must be expended within one (1) year of receipt of award funds. The funding awarded to the organization must be used in substantial conformity with the anticipated expenditures set forth in the submitted application. All accounting records and supporting documentation shall be available for inspection by Sussex County within thirty (30) days after the organization's expenditure of the awarded funding, or within one year after the receipt of the awarded funds, whichever first occurs.</p> <p>2) For religious organizations, all accounting records and supporting documentation shall be provided for inspection by Sussex County after the award has been made by County Council but before the funding is released.</p> <p>3) No person, on the basis of race, color, or national origin, should be excluded from participation in, be denied the benefit of, or be otherwise subjected to discrimination under the program or activity funded in whole or in part by these Grant funds.</p>	


SECTION 5: STATEMENT OF ASSURANCES (continued)

- 4) All information and statements in this application are accurate and complete to the best of my information and belief.
- 5) All funding will benefit only Sussex County residents.
- 6) All documents submitted by the applicant are defined as public documents and available for review under the Freedom of Information Act of the State of Delaware.
- 7) All funding will be used exclusively for secular purposes, i.e., non-religious purposes and shall not be used to advance or inhibit religious purposes.
- 8) **In the event that the awarded funding is used in violation of the requirements of this grant, the awarded funding shall be reimbursed to Sussex County within a timeframe designated by Sussex County by written notice.**


Applicant/Authorized Official Signature

8/20/19

Date


Witness Signature

8/20/19

Date

Completed application can be submitted by:

Email: gjennings@sussexcountyde.gov

Mail: Sussex County Government
Attention: Gina Jennings
PO Box 589
Georgetown, DE 19947

SUSSEX COUNTY COUNCIL NON-PROFIT GRANT PROGRAM
GUIDELINES FOR SUBMITTAL AND AFFIDAVIT OF UNDERSTANDING

The Sussex County Council makes available a limited amount of funding to non-profit organizations that serve the citizens of Sussex County. Each application for funding shall be evaluated by Sussex County administrative staff and shall be subject to final approval from Sussex County Council.

In the attached application, each organization must outline its intended uses for the awarded funding and provide a detailed breakdown of the expenses and costs for such uses. Any funding awarded to the organization must be used in substantial conformity with anticipated expenditures of the submitted application.

All expenditures must have adequate documentation and must be expended within one (1) year of award of funds.


For non-religious organizations, all accounting records and supporting documentation shall be available for inspection by Sussex County within thirty (30) days after the organization's expenditure of the awarded funding, or within one year after the receipt of the awarded funds, whichever first occurs.


For religious organizations, all accounting records and supporting documentation shall be provided for inspection by Sussex County after the award has been made by County Council but before funding is released. Grant is relinquished if supporting documentation is not provided within one year of County Council award.


Certain programs are not eligible for funding pursuant to United States Constitution and State of Delaware Constitution. Those constitutional principles prohibit the use of funding to advance or inhibit religious activities. By signing below, the organization acknowledges that the funding shall be used exclusively for secular purposes, i.e., non-religious purposes and shall not be used to advance or inhibit religious activities.


In the event that such funding is used in violation of the requirements and assurances contained in this grant application, the awarded funding shall be reimbursed to Sussex County within a timeframe designated by Sussex County by written notice.

I acknowledge and represent on behalf of the applicant organization that I have read and understand the above statements.



Applicant/Authorized Official Signature



Witness Signature


Title


Date

Rev. 02/2019





SUSSEX COUNTY GOVERNMENT

GRANT APPLICATION

Payable to: Little League Baseball, Inc

SECTION 1 APPLICANT INFORMATION

ORGANIZATION NAME: Rehoboth Beach Little League

PROJECT NAME: Annual Operations

FEDERAL TAX ID: 51-0316891 NON-PROFIT: ☒ YES ☐ NO

DOES YOUR ORGANIZATION OR ITS PARENT ORGANIZATION HAVE A RELIGIOUS AFFILIATION?

☐ YES ☒ NO *IF YES, FILL OUT SECTION 3B.

ORGANIZATION'S MISSION: To provide the area's youth the opportunity to play Little League Baseball and Softball. We also permit other organizations, such as Senior adult women softball league and Restaurant Leagues to use our fields, when we are not.

ADDRESS: PO Box 909

Rehoboth Beach DE 19971
(CITY) (STATE) (ZIP)

CONTACT PERSON: Mike Simpler

TITLE: President

PHONE: 302-362-8855 EMAIL: rblpres@gmail.com

TOTAL FUNDING REQUEST: \$5000

Has your organization received other grant funds from Sussex County Government in the last year? ☐ YES ☒ NO

If YES, how much was received in the last 12 months?

If you are asking for funding for building or building improvements, do you own the building in which the funding will be used for? ☐ YES ☒ NO

Are you seeking other sources of funding other than Sussex County Council? ☐ YES ☒ NO

If YES, approximately what percentage of the project's funding does the Council grant represent?

SECTION 2: PROGRAM DESCRIPTION

PROGRAM CATEGORY (choose all that apply)

- | | | |
|--|---|--------------------------------------|
| <input type="checkbox"/> Fair Housing | <input type="checkbox"/> Health and Human Services | <input type="checkbox"/> Cultural |
| <input type="checkbox"/> Infrastructure ¹ | <input checked="" type="checkbox"/> Other <u>Recreation</u> | <input type="checkbox"/> Educational |

BENEFICIARY CATEGORY

- | | | |
|---|--|---|
| <input type="checkbox"/> Disability & Special Needs | <input type="checkbox"/> Victims of Domestic Violence | <input type="checkbox"/> Homeless |
| <input type="checkbox"/> Elderly Persons | <input type="checkbox"/> Low to Moderate Income ² | <input checked="" type="checkbox"/> Youth |
| <input type="checkbox"/> Minority | <input type="checkbox"/> Other _____ | |

BENEFICIARY NUMBER

Approximately the total number of Sussex County Beneficiaries served annually by this program:
200

SECTION 3: PROGRAM SCOPE

- A. Briefly describe the program for which funds are being requested. The narrative should include the need or problem to be addressed in relation to the population to be served or the area to benefit.

Usually our income and expenses are a wash. However this year we had to replace our 5HP submersible pump used for the concession stand and bathrooms and field irrigation.

Total cost was \$5800. The deficit was financed on our credit card.

We also made repairs to our bunker rake and 12' mower, which were unanticipated but necessary.

So we are searching for all sources of revenue to help offset these expenses

SECTION 4: BUDGET

REVENUE	
Please enter the current support your organization receives for this project (not entire organization revenue if not applicable to request)	
TOTAL REVENUES	\$22969.20
EXPENDITURES	
Please enter the total projected budget for the project (not entire organization expense if not applicable to request). Example of expenditure items: PERSONNEL-one lump sum that would include benefits, OPERATING COSTS-supplies, equipment, rent/lease, insurance, printing telephone, CONSTRUCTION/ACQUISITION-acquisition, development, rehab hard cost, physical inspections, architectural engineering, permits and fees, insurance, appraisal. (Put amounts in as a negative)	
Concession Stand,	
Registration and Insurance	
DNREC Lease	
Facilities and Equipment	
Uniforms & Baseball equipment	
Porta Potties	
Trash removal	
Electric	28879.25
TOTAL EXPENDITURES	0
TOTAL DEFICIT FOR PROJECT OR ORGANIZATION	(5910.05) ⁰


SECTION 5: STATEMENT OF ASSURANCES

If this grant application is awarded funding, the Rehoboth Beach Little League agrees that:
(Name of Organization)

- 1) For non-religious organizations, all expenditures must have adequate documentation and must be expended within one (1) year of receipt of award funds. The funding awarded to the organization must be used in substantial conformity with the anticipated expenditures set forth in the submitted application. All accounting records and supporting documentation shall be available for inspection by Sussex County within thirty (30) days after the organization's expenditure of the awarded funding, or within one year after the receipt of the awarded funds, whichever first occurs.
- 2) For religious organizations, all accounting records and supporting documentation shall be provided for inspection by Sussex County after the award has been made by County Council but before the funding is released.
- 3) No person, on the basis of race, color, or national origin, should be excluded from participation in, be denied the benefit of, or be otherwise subjected to discrimination under the program or activity funded in whole or in part by these Grant funds.

SECTION 5: STATEMENT OF ASSURANCES (continued)

- 4) All information and statements in this application are accurate and complete to the best of my information and belief.
- 5) All funding will benefit only Sussex County residents.
- 6) All documents submitted by the applicant are defined as public documents and available for review under the Freedom of Information Act of the State of Delaware.
- 7) All funding will be used exclusively for secular purposes, i.e., non-religious purposes and shall not be used to advance or inhibit religious purposes.
- 8) **In the event that the awarded funding is used in violation of the requirements of this grant, the awarded funding shall be reimbursed to Sussex County within a timeframe designated by Sussex County by written notice.**


Applicant/Authorized Official Signature

15 August 2019

Date


Witness Signature

Date

15 Aug 19

Completed application can be submitted by:

Email: gjennings@sussexcountyde.gov

Mail: Sussex County Government
Attention: Gina Jennings
PO Box 589
Georgetown, DE 19947

[Handwritten initials]

SUSSEX COUNTY COUNCIL NON-PROFIT GRANT PROGRAM
GUIDELINES FOR SUBMITTAL AND AFFIDAVIT OF UNDERSTANDING

The Sussex County Council makes available a limited amount of funding to non-profit organizations that serve the citizens of Sussex County. Each application for funding shall be evaluated by Sussex County administrative staff and shall be subject to final approval from Sussex County Council.

In the attached application, each organization must outline its intended uses for the awarded funding and provide a detailed breakdown of the expenses and costs for such uses. Any funding awarded to the organization must be used in substantial conformity with anticipated expenditures of the submitted application.

All expenditures must have adequate documentation and must be expended within one (1) year of award of funds.

For non-religious organizations, all accounting records and supporting documentation shall be available for inspection by Sussex County within thirty (30) days after the organization's expenditure of the awarded funding, or within one year after the receipt of the awarded funds, whichever first occurs.

For religious organizations, all accounting records and supporting documentation shall be provided for inspection by Sussex County after the award has been made by County Council but before funding is released. Grant is relinquished if supporting documentation is not provided within one year of County Council award.

Certain programs are not eligible for funding pursuant to United States Constitution and State of Delaware Constitution. Those constitutional principles prohibit the use of funding to advance or inhibit religious activities. By signing below, the organization acknowledges that the funding shall be used exclusively for secular purposes, i.e., non-religious purposes and shall not be used to advance or inhibit religious activities.

In the event that such funding is used in violation of the requirements and assurances contained in this grant application, the awarded funding shall be reimbursed to Sussex County within a timeframe designated by Sussex County by written notice.

I acknowledge and represent on behalf of the applicant organization that I have read and understand the above statements.


[Signature]
Applicant/Authorized Official Signature

President
Title

[Signature]
Witness Signature

16 AUG 19
Date

Hudson
8-22-19
Rev. 02/2019



SUSSEX COUNTY GOVERNMENT

GRANT APPLICATION

City of Seaford.

SECTION 1 APPLICANT INFORMATION

ORGANIZATION NAME: **Seaford Police Department**

PROJECT NAME: **Seaford Goes Purple**

FEDERAL TAX ID: **51-6000241**

NON-PROFIT: ☒ YES ☐ NO

DOES YOUR ORGANIZATION OR ITS PARENT ORGANIZATION HAVE A RELIGIOUS AFFILIATION?

☐ YES ☒ NO *IF YES, FILL OUT SECTION 3B.

ORGANIZATION'S MISSION: It is our mission to provide fair, compassionate, and impartial police services to the citizens and visitors of the City of Seaford, Delaware, recognizing both the statutory and judicial limitations of police authority and the constitutionally guaranteed rights of all people. This community outreach program will enable us to continue accomplishing our mission.

ADDRESS: **300 Virginia Ave**

Seaford

(CITY)

De

(STATE)

19973

(ZIP)

CONTACT PERSON: **Marshall Craft**

TITLE: **Chief of Police**

PHONE: **302.629.6644** EMAIL: **Marshall.craft@cj.state.de.us**

TOTAL FUNDING REQUEST: \$5,000.00

Has your organization received other grant funds from Sussex County Government in the last year? ☒ YES ☐ NO

If YES, how much was received in the last 12 months?

\$31,000.00

If you are asking for funding for building or building improvements, do you own the building in which the funding will be used for?

☐ YES ☒ NO

Are you seeking other sources of funding other than Sussex County Council?

☒ YES ☐ NO

If YES, approximately what percentage of the project's funding does the Council grant represent? **18.2%**

SECTION 2: PROGRAM DESCRIPTION

PROGRAM CATEGORY (choose all that apply)

- | | | |
|--|---|---|
| <input type="checkbox"/> Fair Housing | <input type="checkbox"/> Health and Human Services | <input type="checkbox"/> Cultural |
| <input type="checkbox"/> Infrastructure ¹ | <input checked="" type="checkbox"/> Other Opioid Awareness and Prevention | <input checked="" type="checkbox"/> Educational |

BENEFICIARY CATEGORY

- | | | |
|---|--|---|
| <input type="checkbox"/> Disability & Special Needs | <input type="checkbox"/> Victims of Domestic Violence | <input type="checkbox"/> Homeless |
| <input type="checkbox"/> Elderly Persons | <input type="checkbox"/> Low to Moderate Income ² | <input checked="" type="checkbox"/> Youth |
| <input type="checkbox"/> Minority | <input checked="" type="checkbox"/> Other Community Outreach | |

BENEFICIARY NUMBER

Approximately the total number of Sussex County Beneficiaries served annually by this program:
Aprox 7000

SECTION 3: PROGRAM SCOPE

- A. Briefly describe the program for which funds are being requested. The narrative should include the need or problem to be addressed in relation to the population to be served or the area to benefit.

The City of Seaford is located along the Nanticoke River in Sussex County Delaware and encompasses a 5.30 square mile area. Within the 5.30 square mile area there are a total of six low income/section eight housing complexes. According to the 2010 Census Bureau figures the population is 6,928 with a median household income of \$36,250. The city limits are policed by the City of Seaford Police Department which is located at 300 Virginia Avenue Seaford, DE 19973. The police department is currently staffed with 27 full time police officers under the command of Chief Marshall Craft. Beginning in September of 2018 the City of Seaford will begin their "Seaford Goes Purple" program which is established through the Sussex County Health Coalition. During this event, awareness will be brought to the Seaford area reference the on-going efforts that Seaford is engaged in battling the Heroin/Opioid epidemic. Communities will be empowered during this program to collectively discuss on going issues and a variety of solutions to combat the inherent problems.

As a way for the police department to be a part of the "Seaford Goes Purple" program, the department would like to acquire a police vehicle which will be wrapped with "Seaford Goes Purple" markings. This vehicle will be used as a community outreach vehicle for a way to show the community that the police department is aware of and partnered with the community to engage in this on-going battle.

The vehicle would be showcased at a variety of local events that take place within the city limits of Seaford. Some of these events include the following: The Nanticoke Riverfest event which is a one day event held every July within the city. This event draws a large number of patrons from all levels of the community and would offer a perfect backdrop for showcasing the "purple" police vehicle.

The Eastern Shore African American Cultural Festival "A.F.R.A.M." which is held each year during the month of August. This event draws a large diverse crowd from the entire eastern shore area.

The annual City of Seaford Christmas parade which draws a large local crowd would enable the "purple" car to be driven the entire parade route. This would provide an opportunity for the police department to bring extra awareness to the ongoing Heroin/Opioid issue at the peak of the holiday season and demonstrate the departments support for those struggling with addiction.

The departments annual Seaford Night Out event, which is held every September at the Seaford Police Department. This event brings together several different law enforcement agencies and community support centers. The event draws a large local crowd and allows the local community to interact with law enforcement on a more personal basis.

The vehicle would also be made available to be part of any community outreach events that are scheduled throughout the year. When not in use the vehicle would be parked in front of the police department to show the community that the police department is aware of and part of the ongoing efforts to treat those affected by this ongoing crisis and rid the area of these debilitating drugs. The street in front of the Seaford Police Department is a heavily traveled road, adjacent to the Probation and Parole building to the east, the city playground to the west, and Seaford High School to the south.

Currently the Heroin/Opioid issues have hit Delaware hard and strong. As of August 14th, according to the Delaware News Journal publication there have been 167 people who have died from suspected drug overdoses. Currently 16 of those fatalities occurred within the first 15 days of August 2018, furthermore approximately 33 of those deaths occurred within Sussex County.

The City of Seaford Police as of August 15th have responded to over 9,700 calls for police service. From January 1, 2018 through August the police department has responded to (11) reported overdoses. This number does not reflect the actual number of overdoses/drug issues that are occurring within the city limits. A large portion of the overdoses that have occurred within the city limits do not get reported as an overdose. Overdoses are very often reported to the police as possible medical issues, unconscious subjects, check the welfare and other non-overdose related codes.

From January 1, 2018 through August the police department has responded to and investigated in excess of 100 drug related incidents. A notable drug arrest took place during the month of July when Seaford Police arrested two subjects who were in possession of one Kilogram of heroin. The large amount of located heroin had an estimated street value of approximately \$700,000.

The City of Seaford Police Department is enthusiastic about being an active part of the "Seaford Goes Purple" initiative. This one community outreach police vehicle has the possibility of opening new doors to combatting the ongoing drug epidemic that has wreaked havoc not only within the city limits of Seaford, but the entire state of Delaware.

B. IF RELIGIOUS AFFILIATION WAS CONFIRMED ABOVE IN SECTION 1, PLEASE FILL OUT THE FOLLOWING SECTION. IF RELIGIOUS AFFILIATION WAS NOT CHECKED IN SECTION 1, THIS SECTION MAY BE LEFT BLANK.

A faith-based nonprofit organization is eligible to receive and apply for a grant on the same basis as other nonprofit organizations, with respect to programs which are eligible. In the selection of grantees, the County will not discriminate for or against an organization on the basis of the organization's religious characterization or affiliation. However, certain requests to utilize funding for programs with religious purposes may not be eligible due to constitutional principles of the United States and/or the State of Delaware.

Briefly describe the components of the program that involve religious purposes and the components that involve secular purposes, or non-religious purposes. If both non-religious and religious purposes are involved in the program, this narrative must include the specific actions that will be implemented in order to ensure that the funding is solely used for non-religious purposes and will not be used to advance or inhibit religious or faith-based activities.

After the awarded funds have been made, receipts of the non-religious purchases shall be submitted in accordance with Section 5 below before funds will be disbursed.

SECTION 4: BUDGET

REVENUE		
Please enter the current support your organization receives for this project (not entire organization revenue if not applicable to request)		
TOTAL REVENUES		27,500.00
EXPENDITURES		
Please enter the total projected budget for the project (not entire organization expense if not applicable to request). Example of expenditure items: PERSONNEL-one lump sum that would include benefits, OPERATING COSTS-supplies, equipment, rent/lease, insurance, printing telephone, CONSTRUCTION/ACQUISITION-acquisition, development, rehab hard cost, physical inspections, architectural engineering, permits and fees, insurance, appraisal. (Put amounts in as a negative)		
City of Seaford Match Funding		-\$ 5,000.00
USDA Opioid Awareness Grant (funding 55%)		-\$ 15,125.00
Seaford Police Department (provides funding of 45%)		-\$ 2,375.00
TOTAL EXPENDITURES		-\$ 22,500.00
TOTAL DEFICIT FOR PROJECT OR ORGANIZATION		\$ 5,000.00


SECTION 5: STATEMENT OF ASSURANCES

If this grant application is awarded funding, the Seaford Police Department agrees that:
(Name of Organization)

- 1) For non-religious organizations, all expenditures must have adequate documentation and must be expended within one (1) year of receipt of award funds. The funding awarded to the organization must be used in substantial conformity with the anticipated expenditures set forth in the submitted application. All accounting records and supporting documentation shall be available for inspection by Sussex County within thirty (30) days after the organization's expenditure of the awarded funding, or within one year after the receipt of the awarded funds, whichever first occurs.
- 2) For religious organizations, all accounting records and supporting documentation shall be provided for inspection by Sussex County after the award has been made by County Council but before the funding is released.
- 3) No person, on the basis of race, color, or national origin, should be excluded from participation in, be denied the benefit of, or be otherwise subjected to discrimination under the program or activity funded in whole or in part by these Grant funds.


SECTION 5: STATEMENT OF ASSURANCES (continued)

- 4) All information and statements in this application are accurate and complete to the best of my information and belief.
- 5) All funding will benefit only Sussex County residents.
- 6) All documents submitted by the applicant are defined as public documents and available for review under the Freedom of Information Act of the State of Delaware.
- 7) All funding will be used exclusively for secular purposes, i.e., non-religious purposes and shall not be used to advance or inhibit religious purposes.
- 8) **In the event that the awarded funding is used in violation of the requirements of this grant, the awarded funding shall be reimbursed to Sussex County within a timeframe designated by Sussex County by written notice.**


Applicant/Authorized Official Signature

8-23-19

Date


Witness Signature

8-23-19

Date

Completed application can be submitted by:

Email: gjennings@sussexcountysde.gov

Mail: Sussex County Government
Attention: Gina Jennings
PO Box 589
Georgetown, DE 19947

[Handwritten initials]

SUSSEX COUNTY COUNCIL NON-PROFIT GRANT PROGRAM
GUIDELINES FOR SUBMITTAL AND AFFIDAVIT OF UNDERSTANDING

The Sussex County Council makes available a limited amount of funding to non-profit organizations that serve the citizens of Sussex County. Each application for funding shall be evaluated by Sussex County administrative staff and shall be subject to final approval from Sussex County Council.

In the attached application, each organization must outline its intended uses for the awarded funding and provide a detailed breakdown of the expenses and costs for such uses. Any funding awarded to the organization must be used in substantial conformity with anticipated expenditures of the submitted application.

All expenditures must have adequate documentation and must be expended within one (1) year of award of funds.

For non-religious organizations, all accounting records and supporting documentation shall be available for inspection by Sussex County within thirty (30) days after the organization's expenditure of the awarded funding, or within one year after the receipt of the awarded funds, whichever first occurs.

For religious organizations, all accounting records and supporting documentation shall be provided for inspection by Sussex County after the award has been made by County Council but before funding is released. Grant is relinquished if supporting documentation is not provided within one year of County Council award.

Certain programs are not eligible for funding pursuant to United States Constitution and State of Delaware Constitution. Those constitutional principles prohibit the use of funding to advance or inhibit religious activities. By signing below, the organization acknowledges that the funding shall be used exclusively for secular purposes, i.e., non-religious purposes and shall not be used to advance or inhibit religious activities.

In the event that such funding is used in violation of the requirements and assurances contained in this grant application, the awarded funding shall be reimbursed to Sussex County within a timeframe designated by Sussex County by written notice.

I acknowledge and represent on behalf of the applicant organization that I have read and understand the above statements.

Marshall D. Cuff
Applicant/Authorized Official Signature


Deputy Chief
Witness Signature

Chief of Police

Title

8-23-19
Date

Mike
8-23-19



SUSSEX COUNTY GOVERNMENT

GRANT APPLICATION

SECTION 1 APPLICANT INFORMATION

ORGANIZATION NAME: **Race4Warriors Inc. (501c3)**

PROJECT NAME: **Race4Warriors**

FEDERAL TAX ID: **EIN83-0579793** NON-PROFIT: ☒ YES ☐ NO

DOES YOUR ORGANIZATION OR ITS PARENT ORGANIZATION HAVE A RELIGIOUS AFFILIATION?

☐ YES ☒ NO *IF YES, FILL OUT SECTION 3B.

ORGANIZATION'S MISSION: The orchestration of an annual Race4Warriors event to honor veterans who have served in the Middle East. To provide support to our Wounded Warriors and Homeless Veterans, while educating our communities and strengthening their bonds with our veterans.
Vision: Connect education with community involvement to enhance our support of veterans who have served in the Middle East.

ADDRESS: **26183 Tuscany Drive**

Millsboro **DE** **19966**
(CITY) (STATE) (ZIP)

CONTACT PERSON: **CMSgt (Ret) Michael R. Bellerose**

TITLE: **Race4Warriors Chairman**

PHONE: **6033918685** EMAIL: **Race4Warriors@gmail.com**

TOTAL FUNDING REQUEST: 2,000

Has your organization received other grant funds from Sussex County Government in the last year? ☐ YES ☒ NO

If YES, how much was received in the last 12 months? _____

If you are asking for funding for building or building improvements, do you own the building in which the funding will be used for? ☐ YES ☒ NO

Are you seeking other sources of funding other than Sussex County Council? ☒ YES ☐ NO

If YES, approximately what percentage of the project's funding does the Council grant represent? **2.5%**

SECTION 2: PROGRAM DESCRIPTION

PROGRAM CATEGORY (choose all that apply)

- | | | |
|--|---|---|
| <input type="checkbox"/> Fair Housing | <input checked="" type="checkbox"/> Health and Human Services | <input checked="" type="checkbox"/> Cultural |
| <input type="checkbox"/> Infrastructure ¹ | <input type="checkbox"/> Other _____ | <input checked="" type="checkbox"/> Educational |

BENEFICIARY CATEGORY

- | | | |
|--|---|--|
| <input checked="" type="checkbox"/> Disability & Special Needs | <input type="checkbox"/> Victims of Domestic Violence | <input checked="" type="checkbox"/> Homeless |
| <input checked="" type="checkbox"/> Elderly Persons | <input checked="" type="checkbox"/> Low to Moderate Income ² | <input type="checkbox"/> Youth |
| <input type="checkbox"/> Minority | <input type="checkbox"/> Other <u>Wounded Warriors</u> | |

BENEFICIARY NUMBER

Approximately the total number of Sussex County Beneficiaries served annually by this program:

3,000+

SECTION 3: PROGRAM SCOPE

- A. Briefly describe the program for which funds are being requested. The narrative should include the need or problem to be addressed in relation to the population to be served or the area to benefit.

According to the U.S. Department of Housing and Urban Development, there were 40,056 homeless veterans living in the U.S. in a single night in January 2017, which was a little more than nine percent of all homeless adults. Delaware is not excluded from this problem and we have homeless veterans, many with families, living on our streets. During the 2020 Race4Warriors event, 35% of the funds raised will be donated to the Home of the Brave Foundation, Milford, DE. These funds will be used to support the building which houses women veterans and their children in need. Additionally, three of the events (5k, Half and Full Marathon March) will included each participant carrying 15lbs of canned food. The food will be donated to the three homeless shelters located in Sussex, Kent, and New Castle County at the end of the event. There are millions of wounded warriors across our country, and many living here in Delaware. During our event we will be donating 35% of the funds raised to support organizations such as: Operation SEAs the Day and Frets for Vets. Both nonprofit organizations located in Sussex County Delaware.

Supporting our military history, 10% of the funds raised will go directly to the Fort Miles Historical Association.

Lastly, 20% of the funds raised will be donated to the nonprofits located in our local, Sussex County, schools and military organizations in the Active Duty, Guard and Reserve. The funds will be distributed in relation to the volunteers from the organizations. We are projecting over 90% of our volunteers will be from the local schools; therefore, we will be funding a great deal of educational opportunities for our children across the county.

We are projecting 98% of the funds the first year will remain in Sussex county. It must be noted the Race4Warriors organization has no paid employees. The Race4Warriors event captures our mission through Competition, Education, and Celebration. Competition: Race4Warriors is an event sanctioned by the coastal towns of Delaware, Seashore State Park, and Cape Henlopen State Park. Participants of all ages, activity levels, both military and civilian, will be competing in either a 5k, Half or Full Marathon Challenge. Prizes will be awarded to the top finishers in a number of categories. Education: The event will display a Middle East Historical Exhibit. This exhibit will provide participants and visitors a great look at the environment our men and women lived in while deployed to the Middle East. This mini museum will be the highlight of our event and the foundation of our mission statement to educate and strengthen the bonds with our veterans. Celebration: Throughout the day of the event we will be honoring our Middle East Veterans at the Celebration of Warriors. This aspect of the event will include guest speakers, drill team presentations, free concerts, food, drinks, and events designed to include all ages. WEBSITE: RACE4WARRIORS.ORG

The funds request from Sussex County will be used to support the educational aspect of our event. As listed below, the funds will be used to erect a Middle East Historical Exhibit centered in the middle of the event. Thousands of individuals will walk through this mini museum and learn about our veterans and their service in the Middle East.

- B. IF RELIGIOUS AFFILIATION WAS CONFIRMED ABOVE IN SECTION 1, PLEASE FILL OUT THE FOLLOWING SECTION. IF RELIGIOUS AFFILIATION WAS NOT CHECKED IN SECTION 1, THIS SECTION MAY BE LEFT BLANK.

A faith-based nonprofit organization is eligible to receive and apply for a grant on the same basis as other nonprofit organizations, with respect to programs which are eligible. In the selection of grantees, the County will not discriminate for or against an organization on the basis of the organization's religious characterization or affiliation. However, certain requests to utilize funding for programs with religious purposes may not be eligible due to constitutional principles of the United States and/or the State of Delaware.

Briefly describe the components of the program that involve religious purposes and the components that involve secular purposes, or non-religious purposes. If both non-religious and religious purposes are involved in the program, this narrative must include the specific actions that will be implemented in order to ensure that the funding is solely used for non-religious purposes and will not be used to advance or inhibit religious or faith-based activities.

After the awarded funds have been made, receipts of the non-religious purchases shall be submitted in accordance with Section 5 below before funds will be disbursed.

N/A

SECTION 4: BUDGET

REVENUE	
Please enter the current support your organization receives for this project (not entire organization revenue if not applicable to request)	
TOTAL REVENUES	
EXPENDITURES	
Please enter the total projected budget for the project (not entire organization expense if not applicable to request). Example of expenditure items: PERSONNEL-one lump sum that would include benefits, OPERATING COSTS-supplies, equipment, rent/lease, insurance, printing telephone, CONSTRUCTION/ACQUISITION-acquisition, development, rehab hard cost, physical inspections, architectural engineering, permits and fees, insurance, appraisal. (Put amounts in as a negative)	
Operating Expenses	\$3,746
Event Expenses	\$24,184
Middle East Historical Exhibit	\$10,000
NOTE: THIS IS THE FIRST ANNUAL EVENT. SPONSORSHIP	
TOTAL EXPENDITURES	\$ 0.00
TOTAL DEFICIT FOR PROJECT OR ORGANIZATION	\$ 0.00

SECTION 5: STATEMENT OF ASSURANCES

If this grant application is awarded funding, the Race4Warriors agrees that:
(Name of Organization)

- 1) For non-religious organizations, all expenditures must have adequate documentation and must be expended within one (1) year of receipt of award funds. The funding awarded to the organization must be used in substantial conformity with the anticipated expenditures set forth in the submitted application. All accounting records and supporting documentation shall be available for inspection by Sussex County within thirty (30) days after the organization's expenditure of the awarded funding, or within one year after the receipt of the awarded funds, whichever first occurs.
- 2) For religious organizations, all accounting records and supporting documentation shall be provided for inspection by Sussex County after the award has been made by County Council but before the funding is released.
- 3) No person, on the basis of race, color, or national origin, should be excluded from participation in, be denied the benefit of, or be otherwise subjected to discrimination under the program or activity funded in whole or in part by these Grant funds.


SECTION 5: STATEMENT OF ASSURANCES (continued)


- 4) All information and statements in this application are accurate and complete to the best of my information and belief.
- 5) All funding will benefit only Sussex County residents.
- 6) All documents submitted by the applicant are defined as public documents and available for review under the Freedom of Information Act of the State of Delaware.
- 7) All funding will be used exclusively for secular purposes, i.e., non-religious purposes and shall not be used to advance or inhibit religious purposes.
- 8) **In the event that the awarded funding is used in violation of the requirements of this grant, the awarded funding shall be reimbursed to Sussex County within a timeframe designated by Sussex County by written notice.**



Applicant/Authorized Official Signature


Witness Signature



Date


Date

Completed application can be submitted by:

Email: gjennings@sussexcountyde.gov

Mail: Sussex County Government
Attention: Gina Jennings
PO Box 589
Georgetown, DE 19947



SUSSEX COUNTY COUNCIL NON-PROFIT GRANT PROGRAM
GUIDELINES FOR SUBMITTAL AND AFFIDAVIT OF UNDERSTANDING

The Sussex County Council makes available a limited amount of funding to non-profit organizations that serve the citizens of Sussex County. Each application for funding shall be evaluated by Sussex County administrative staff and shall be subject to final approval from Sussex County Council.

In the attached application, each organization must outline its intended uses for the awarded funding and provide a detailed breakdown of the expenses and costs for such uses. Any funding awarded to the organization must be used in substantial conformity with anticipated expenditures of the submitted application.

All expenditures must have adequate documentation and must be expended within one (1) year of award of funds.

For non-religious organizations, all accounting records and supporting documentation shall be available for inspection by Sussex County within thirty (30) days after the organization's expenditure of the awarded funding, or within one year after the receipt of the awarded funds, whichever first occurs.

For religious organizations, all accounting records and supporting documentation shall be provided for inspection by Sussex County after the award has been made by County Council but before funding is released. Grant is relinquished if supporting documentation is not provided within one year of County Council award.

Certain programs are not eligible for funding pursuant to United States Constitution and State of Delaware Constitution. Those constitutional principles prohibit the use of funding to advance or inhibit religious activities. By signing below, the organization acknowledges that the funding shall be used exclusively for secular purposes, i.e., non-religious purposes and shall not be used to advance or inhibit religious activities.

In the event that such funding is used in violation of the requirements and assurances contained in this grant application, the awarded funding shall be reimbursed to Sussex County within a timeframe designated by Sussex County by written notice.

I acknowledge and represent on behalf of the applicant organization that I have read and understand the above statements.


Applicant/Authorized Official Signature


Witness Signature


Chairman

Title

Date




Rev. 02/2019



SUSSEX COUNTY GOVERNMENT

GRANT APPLICATION

SECTION 1 APPLICANT INFORMATION

ORGANIZATION NAME: **Contractors for a Cause Foundation, Inc.**

PROJECT NAME: **Renovate ball park facilities of Pop Warner public in Selbyville DE**

FEDERAL TAX ID: **01-0914228** NON-PROFIT: ☒ YES ☐ NO

DOES YOUR ORGANIZATION OR ITS PARENT ORGANIZATION HAVE A RELIGIOUS AFFILIATION?

☐ YES ☒ NO *IF YES, FILL OUT SECTION 3B.

ORGANIZATION'S MISSION: **Provide construction services to our community and in-need community members for free, using our member contractors services and our fundraised income.**

ADDRESS: **P . O Box 1282**

Ocean View

(CITY)

DE

(STATE)

19970

(ZIP)

CONTACT PERSON: **Nick Kypreos**

TITLE: **Treasurer-Director**

PHONE: **302-245-6654** EMAIL: **nakypreos@gmail.com**

TOTAL FUNDING REQUEST:

Has your organization received other grant funds from Sussex County Government in the last year? ☐ YES ☒ NO

If YES, how much was received in the last 12 months? _____

If you are asking for funding for building or building improvements, do you own the building in which the funding will be used for? ☐ YES ☒ NO

Are you seeking other sources of funding other than Sussex County Council? ☒ YES ☐ NO

If YES, approximately what percentage of the project's funding does the Council grant represent? **50%**

SECTION 2: PROGRAM DESCRIPTION

PROGRAM CATEGORY (choose all that apply)

- | | | |
|---|---|--------------------------------------|
| <input type="checkbox"/> Fair Housing | <input type="checkbox"/> Health and Human Services | <input type="checkbox"/> Cultural |
| <input checked="" type="checkbox"/> Infrastructure ¹ | <input checked="" type="checkbox"/> Other <u>Public park sport facilities</u> | <input type="checkbox"/> Educational |

BENEFICIARY CATEGORY

- | | | |
|---|--|---|
| <input type="checkbox"/> Disability & Special Needs | <input type="checkbox"/> Victims of Domestic Violence | <input type="checkbox"/> Homeless |
| <input type="checkbox"/> Elderly Persons | <input type="checkbox"/> Low to Moderate Income ² | <input checked="" type="checkbox"/> Youth |
| <input type="checkbox"/> Minority | <input type="checkbox"/> Other _____ | |

BENEFICIARY NUMBER

Approximately the total number of Sussex County Beneficiaries served annually by this program:
est. 250

SECTION 3: PROGRAM SCOPE

- A. Briefly describe the program for which funds are being requested. The narrative should include the need or problem to be addressed in relation to the population to be served or the area to benefit.

The park is located on Park Street in Selbyville next to the School of the Arts. It is a 4 acrea public park with youth football facilities. The park is accessed by residents of Selbyville, by school children from the School of the Arts and by the children and families whose kids are part of the Pop Warner football league - a free community football league for the town's youth.

The grant funds are going to be used to renovate the bathroom facilities and concession stand in the park which are in disrepair. I attached pictures of the condition of the facilities, which is more descriptive of the scope of the project and its revonaton budget.

We, as Contractors for a Cause Foundation, we were asked if we can take on the renovations of the facilities as no other funding is available for this project.

Although the project is within our capacity and capabilities, the cost is way over our fundrasing ability, as we have many other projects as part as of our ongoing Helping Hands program, providing free repair and remodeling services to needy and handicap community members referred to us by Beebe and other community organization. We typically build ramps and remodelling halways and bathrooms for wheel chair accessibility for low income residents or veterans, who find themselves discharged from the hospital and cannot get into their homes, as now bound to wheel chair restrictions.

We plan to provide donated labor and donated or discounted materials, as well as, we are willing to cover part of the cost of the renovation by our own fundrasing efforts. We are looking for half of the cost to be funded by this grant opportunity, in order to take the project on. We are ready to start work within the next 3 weeks.

We, as Contractors for a Cause provided in 2018 \$23k of our funds in our Helping Hands program. The work performed has a fair value of \$70K. (fair value is defined the cost of work if it was performed by private contracting companies)


We donated \$24K as part of our Good Neighbor program and provided scholarships to local High school graduates totaling \$7,500 Please see details in our 990 for 2018 return, attached .


We are 100% volunteer orgnizanization and operare as 501(c)(3) under IRS code.

Attachment: Photos of sport facilities in Selbyville park

Copy of 2018 990 tax return













- B. IF RELIGIOUS AFFILIATION WAS CONFIRMED ABOVE IN SECTION 1, PLEASE FILL OUT THE FOLLOWING SECTION. IF RELIGIOUS AFFILIATION WAS NOT CHECKED IN SECTION 1, THIS SECTION MAY BE LEFT BLANK.

A faith-based nonprofit organization is eligible to receive and apply for a grant on the same basis as other nonprofit organizations, with respect to programs which are eligible. In the selection of grantees, the County will not discriminate for or against an organization on the basis of the organization's religious characterization or affiliation. However, certain requests to utilize funding for programs with religious purposes may not be eligible due to constitutional principles of the United States and/or the State of Delaware.

Briefly describe the components of the program that involve religious purposes and the components that involve secular purposes, or non-religious purposes. If both non-religious and religious purposes are involved in the program, this narrative must include the specific actions that will be implemented in order to ensure that the funding is solely used for non-religious purposes and will not be used to advance or inhibit religious or faith-based activities.

After the awarded funds have been made, receipts of the non-religious purchases shall be submitted in accordance with Section 5 below before funds will be disbursed.

SECTION 4: BUDGET

REVENUE	
Please enter the current support your organization receives for this project (not entire organization revenue if not applicable to request)	
TOTAL REVENUES	-12,000.00
EXPENDITURES	
Please enter the total projected budget for the project (not entire organization expense if not applicable to request). Example of expenditure items: PERSONNEL-one lump sum that would include benefits, OPERATING COSTS-supplies, equipment, rent/lease, insurance, printing telephone, CONSTRUCTION/ACQUISITION-acquisition, development, rehab hard cost, physical inspections, architectural engineering, permits and fees, insurance, appraisal. (Put amounts in as a negative)	
Total cost of the renovation project	\$ 23,745.00
TOTAL EXPENDITURES	\$ 23,745.00
TOTAL DEFICIT FOR PROJECT OR ORGANIZATION	\$ 11,745.00

SECTION 5: STATEMENT OF ASSURANCES

If this grant application is awarded funding, the Contractors for a Cause Foundation agrees that:
(Name of Organization)

- 1) For non-religious organizations, all expenditures must have adequate documentation and must be expended within one (1) year of receipt of award funds. The funding awarded to the organization must be used in substantial conformity with the anticipated expenditures set forth in the submitted application. All accounting records and supporting documentation shall be available for inspection by Sussex County within thirty (30) days after the organization's expenditure of the awarded funding, or within one year after the receipt of the awarded funds, whichever first occurs.
- 2) For religious organizations, all accounting records and supporting documentation shall be provided for inspection by Sussex County after the award has been made by County Council but before the funding is released.
- 3) No person, on the basis of race, color, or national origin, should be excluded from participation in, be denied the benefit of, or be otherwise subjected to discrimination under the program or activity funded in whole or in part by these Grant funds.

SECTION 5: STATEMENT OF ASSURANCES (continued)

- 4) All information and statements in this application are accurate and complete to the best of my information and belief.
- 5) All funding will benefit only Sussex County residents.
- 6) All documents submitted by the applicant are defined as public documents and available for review under the Freedom of Information Act of the State of Delaware.
- 7) All funding will be used exclusively for secular purposes, i.e., non-religious purposes and shall not be used to advance or inhibit religious purposes.
- 8) **In the event that the awarded funding is used in violation of the requirements of this grant, the awarded funding shall be reimbursed to Sussex County within a timeframe designated by Sussex County by written notice.**



Applicant/Authorized Official Signature

8/28/2019

Date



Witness Signature


8/28/2019

Date

Completed application can be submitted by:

Email: gjennings@sussexcountyde.gov

Mail: Sussex County Government
Attention: Gina Jennings
PO Box 589
Georgetown, DE 19947



SUSSEX COUNTY COUNCIL NON-PROFIT GRANT PROGRAM
GUIDELINES FOR SUBMITTAL AND AFFIDAVIT OF UNDERSTANDING

The Sussex County Council makes available a limited amount of funding to non-profit organizations that serve the citizens of Sussex County. Each application for funding shall be evaluated by Sussex County administrative staff and shall be subject to final approval from Sussex County Council.

In the attached application, each organization must outline its intended uses for the awarded funding and provide a detailed breakdown of the expenses and costs for such uses. Any funding awarded to the organization must be used in substantial conformity with anticipated expenditures of the submitted application.

All expenditures must have adequate documentation and must be expended within one (1) year of award of funds.

For non-religious organizations, all accounting records and supporting documentation shall be available for inspection by Sussex County within thirty (30) days after the organization's expenditure of the awarded funding, or within one year after the receipt of the awarded funds, whichever first occurs.

For religious organizations, all accounting records and supporting documentation shall be provided for inspection by Sussex County after the award has been made by County Council but before funding is released. Grant is relinquished if supporting documentation is not provided within one year of County Council award.

Certain programs are not eligible for funding pursuant to United States Constitution and State of Delaware Constitution. Those constitutional principles prohibit the use of funding to advance or inhibit religious activities. By signing below, the organization acknowledges that the funding shall be used exclusively for secular purposes, i.e., non-religious purposes and shall not be used to advance or inhibit religious activities.

In the event that such funding is used in violation of the requirements and assurances contained in this grant application, the awarded funding shall be reimbursed to Sussex County within a timeframe designated by Sussex County by written notice.

I acknowledge and represent on behalf of the applicant organization that I have read and understand the above statements.

Applicant/Authorized Official Signature

Witness Signature

Treasurer-Director

Title

8/28/2019

Date

Hudson
8-29-19
Rev. 02/2019

To Be Introduced 09/10/19

**Council District No. 4 – Hudson
Tax I.D. No. 234-24.00-39.02 and 39.06
911 Address: 25491 Dogwood Lane, Millsboro**

ORDINANCE NO. ____

AN ORDINANCE TO GRANT A CONDITIONAL USE OF LAND IN AN AR-1 AGRICULTURAL RESIDENTIAL DISTRICT FOR A CAMPGROUND TO BE LOCATED ON A CERTAIN PARCEL OF LAND LYING AND BEING IN INDIAN RIVER HUNDRED, SUSSEX COUNTY, CONTAINING 8.0 ACRES, MORE OR LESS

WHEREAS, on the 26th day of August 2019, a conditional use application, denominated Conditional Use No. 2201, was filed on behalf of Pine Acres, Inc.; and

WHEREAS, on the ____ day of _____ 2020, a public hearing was held, after notice, before the Planning and Zoning Commission of Sussex County and said Planning and Zoning Commission recommended that Conditional Use No. 2201 be _____; and

WHEREAS, on the ____ day of _____ 2020, a public hearing was held, after notice, before the County Council of Sussex County and the County Council of Sussex County determined, based on the findings of facts, that said conditional use is in accordance with the Comprehensive Development Plan and promotes the health, safety, morals, convenience, order, prosperity and welfare of the present and future inhabitants of Sussex County, and that the conditional use is for the general convenience and welfare of the inhabitants of Sussex County.

NOW, THEREFORE, THE COUNTY OF SUSSEX HEREBY ORDAINS:

Section 1. That Chapter 115, Article IV, Subsection 115-22, Code of Sussex County, be amended by adding the designation of Conditional Use No. 2201 as it applies to the property hereinafter described.

Section 2. The subject property is described as follows:

ALL that certain tract, piece or parcel of land lying and being situate in Indian River Hundred, Sussex County, Delaware, and lying on the south side of Dogwood Lane approximately 305 feet south of Radie Kay Lane, approximately 0.29 mile northeast of Long Neck Road and being more particularly described in the attached legal description prepared by Morris James Wilson Halbrook & Bayard, LLC and D. Stephen Parsons, P.A., said parcel containing 8.0 acres, more or less.

This Ordinance shall take effect immediately upon its adoption by majority vote of all members of the County Council of Sussex County, Delaware.

To Be Introduced 09/10/19

Council District No. 1 - Vincent

Tax I.D. No. 131-15.00-17.00

911 Address: 18956 Sussex Highway, Bridgeville

ORDINANCE NO. ____

AN ORDINANCE TO GRANT A CONDITIONAL USE OF LAND IN AN AR-1 AGRICULTURAL RESIDENTIAL DISTRICT FOR A LANDSCAPING BUSINESS TO BE LOCATED ON A CERTAIN PARCEL OF LAND LYING AND BEING IN NORTHWEST FORK HUNDRED, SUSSEX COUNTY, CONTAINING 6.345 ACRES, MORE OR LESS

WHEREAS, on the 29th day of August 2019, a conditional use application, denominated Conditional Use No. 2202, was filed on behalf of John H. Passwaters; and

WHEREAS, on the ____ day of _____ 2020, a public hearing was held, after notice, before the Planning and Zoning Commission of Sussex County and said Planning and Zoning Commission recommended that Conditional Use No. 2202 be _____; and

WHEREAS, on the ____ day of _____ 2020, a public hearing was held, after notice, before the County Council of Sussex County and the County Council of Sussex County determined, based on the findings of facts, that said conditional use is in accordance with the Comprehensive Development Plan and promotes the health, safety, morals, convenience, order, prosperity and welfare of the present and future inhabitants of Sussex County, and that the conditional use is for the general convenience and welfare of the inhabitants of Sussex County.

NOW, THEREFORE, THE COUNTY OF SUSSEX HEREBY ORDAINS:

Section 1. That Chapter 115, Article IV, Subsection 115-22, Code of Sussex County, be amended by adding the designation of Conditional Use No. 2202 as it applies to the property hereinafter described.

Section 2. The subject property is described as follows:

ALL that certain tract, piece or parcel of land lying and being situate in Northwest Fork Hundred, Sussex County, Delaware, and lying on the west side of Sussex Highway (Route 13) approximately 0.48 mile south of S. Main Street and being more particularly described in the attached legal description prepared by David W. Baker, Esq., P.A., said parcel containing 6.345 acres, more or less.

This Ordinance shall take effect immediately upon its adoption by majority vote of all members of the County Council of Sussex County, Delaware.